


Silicone Cables



E-mail: info@sabcable.com



Web site: www.sabcable.com

Item	Description	Page
SC 500 HDTR	Silicone insulated strands with Silicone outer jacket, UL, CSA, CE	5-6
SC 500 C HDTR	Shielded Silicone insulated strands with Silicone outer jacket, UL, CSA, CE	7
SC 500 HDTRS	Silicone insulated strands with Silicone outer jacket and steel wire armouring for mechanical protection, UL, CSA, CE	8
SC 600 HDTR	772 insulated strands with Silicone outer jacket, UL, cUL, CE	9-10
SC 600 C HDTR	Shielded 772 insulated strands with Silicone outer jacket, UL, cUL, CE	11
SC 600 HDTRS	772 insulated strands with Silicone outer jacket and steel wire armouring for mechanical protection, UL, cUL, CE	12
SC 113	Silicone insulated hook up wire, CE	13
SC 123	Silicone insulated strands with fiber-glass braid, CE	14
BiHF-J	Silicone insulated strands with Silicone outer jacket, CE	15-16
BiHFP-J	Silicone insulated strands with Silicone outer jacket and steel wire armouring for mechanical protection, CE	17

NEW
NEW
NEW

Note: For more information please see page M/5

Applications

■ Application of Besilen® single conductors

Our Besilen® ignition cables and Besilen® high-voltage ignition cables are suitable for the application at high or very unsteady ambient temperatures of up to +180°C. Besilen® insulated wires and Besilen® insulated strands are suitable for the use at high ambient temperatures especially for the internal wiring of lamps and appliances as well as for the wiring of switchboard plants and distributors, at low mechanical loads.

Exemplary applications:

SC 113 Flexible applications for internal wiring of lamps, heating appliances, switchboard plants and distributors in industries such as smelteries, steelworks and hot-rolling mills, industrial oven and textile machine construction, lamp, illumination and electric industries, wood working and paper processing industries

■ Application of Besilen® single conductors with fibre-glass braiding

These Besilen® cables with fibre-glass braiding are for use at high ambient temperatures for internal wiring e.g. of lamps, heating appliances and electric machines as well as for wiring of switchboard plants and distributors. The fibre-glass braiding offers protection against mechanical damage and at the same time offers excellent heat resistance.

Exemplary applications:

SC 123 Application at ambient temperatures higher than +55°C, for internal wiring of e.g. lamps and illuminations, heating appliances, household, kitchen and laboratory appliances, electric machines, switchboard plants and distributors, medical appliances

■ Application of Besilen® sheathed cables

Our Besilen® sheathed cables are suitable for applications at high ambient temperatures in dry, damp and wet rooms as well as for outdoor use; as flexible connection cable with low mechanical load. The mechanical load capacity can be enhanced by using a steel wire armouring, a fibre-glass braiding or an inner sheath. The EMC characteristics can be improved by use of an overall copper screen. If these cables are used for fixed installation, they are only to be installed in ventilated tube systems or conduits.

Exemplary applications:

BiHF-J
SC 500 HDTR
SC 600 HDTR Application in plastics processing, packaging machine construction, smelteries, steelworks and hot-rolling mills, safety technology, measuring and control technologies, cement, glass and ceramic industries, refrigeration, heat and air-conditioning technologies, power plants, sauna construction

BiHFP-J
SC 500 HDTRS
SC 600 HDTRS Application in plastics processing, packaging and textile machine engineering, smelteries, steelworks and hot-rolling mills, cement, glass and ceramic industries sauna construction, refrigeration, heat and air-conditioning technologies, paper industry, foundries

SC 500 C HDTR
SC 600 C HDTR Application in packaging and textile machine construction, refrigeration, heat and air-conditioning, plastics processing, smelteries, steelworks and hot-rolling mills, cement, glass and ceramic industries, plastic processing machine construction



Note:

If hermetically sealed and used at temperatures higher than 90°C the mechanical characteristics of Silicone rubber will be reduced.

SILICONE CABLES

Selection index

		Cable type	SC 500 HDTR	SC 500 C HDTR	SC 500 HDTRS	SC 600 HDTR	SC 600 C HDTR	SC 600 HDTRS	SC 113	SC 123	BiHF-J	BiHFP-J	
Application	Single conductor								x	x			
	Screen		x				x						
	Steel wire braiding				x			x				x	
	Colour code: up to 5 conductors coloured acc. to HD 308 (VDE 0293 part 308); from 6 conductors black conductors with consecutive numbers acc. to EN 50334; from 3 conductors a green-yellow earth wire		x	x	x	x	x	x				x	x
	Inner jacket			x				x					
Temperature range flexing*	+ 250 °C		■	■	■	■	■	■	■	■	■	■	
	+ 200 °C		■	■	■	■	■	■	■	■	■	■	
	+ 180 °C		■	■	■	■	■	■	■	■	■	■	
	- 40 °C		■	■	■	■	■	■	■	■	■	■	
Voltage	UL / CSA 600 V		x	x	x								
	UL / cUL 600 V					x	x	x					
	Nominal voltage Uo/U 300/300 V Testing voltage 2000 V								x	x			
	Nominal voltage Uo/U 300/500 V Testing voltage 2000 V		x	x	x	x	x	x			x	x	
Standards and approvals	Zero halogen acc. to DIN VDE 0472 part 815 and IEC 60754-1		x	x	x	x	x	x	x	x	x	x	
	Burning characteristics: flame retardant and self-extinguishing acc. to IEC 60332-1-2 and EN 60332-1-2		x	x	x	x	x	x	x	x	x	x	
	Burning characteristics: flame retardant and self-extinguishing acc. to CSA FT1 and FT2		x	x	x								
	Burning characteristics: flame retardant and self-extinguishing acc. to cUL FT1 and FT2					x	x	x					
	Corrosiveness of conflagration gases: IEC 60754-2 + EN 50267-2-2 + VDE 0482 part 267-2-2 - no development of corrosive conflagration gases		x	x	x	x	x	x	x	x	x	x	
	UL / CSA approval		x	x	x								
	UL / cUL approval					x	x	x					
Special features	Min. bending radius x d free movement		6	10	10	6	10	10	7,5	7,5	6	10	
	Weather resistance		x	x	x	x	x	x	x		x	x	
	Flexibility		x	x	x	x	x	x	x	x	x	x	
	Protection against mechanical damage				x				x			x	


Temperature range:
 from  short time use
to

*The temperature range for flexing is mentioned on the particular catalogue page

SILICONE CABLES



SC 500 HDTR Silicone insulated strands with Silicone outer jacket



Style 4535 150°C 600V CSA AWM I/II A 150°C 600V FT1 FT2

Marking for SC 500 HDTR 01371804:

BRÖCKSKES · D-VIERSEN · SC 500 HDTR AWM Style 4535 150°C 600V CSA AWM I/II A 150°C 600V FT1 FT2

SC 500 HDTR is a heavy duty, multi-conductor, silicone insulated control cable with tear resistant silicone jacket. This cable is recommended for use in applications where high temperatures, UV light and mechanical abuse rapidly cause other cables to deteriorate. The SC 500 HDTR is a flexible, cost effective, high temperature, alternative to teflon cables. Recommended applications include foundries, steel mills, glass factories, baking equipment, burners, heating and lighting systems. This cable can also be used anywhere salt water is present, and high temperature processes are utilized.

Construction:

Conductor:	tinned copper strands acc. to IEC 60228, EN 60228, VDE 0295, class 5
Insulation:	Besilen® EI2 acc. to DIN VDE 0282 part 1 and HD 22.1
Colour code:	up to 5 conductors coloured acc. to HD 308 (VDE 0293 part 308); from 6 conductors black conductors with consecutive numbers acc. to EN 50334; from 3 conductors a green-yellow earth wire
Stranding:	in layers
Jacket material:	Besilen® EM9 acc. to DIN VDE 0282 part 1 + HD 22.1
Jacket color:	reddish brown

Outstanding features:

- halogen-free
- flexible at low temperatures
- heat resistant
- UL/CSA approved

Technical data:

Voltage:	UL/CSA: 600 V	
Nominal voltage:	DIN VDE: U ₀ /U 300/500 V	
Testing voltage:	2000 V acc. to DIN VDE 0282 part 2 + HD 22.2	
Min. bending radius		
<i>fixed installation:</i>	< 12 mm = 3 x O.D. > 12 mm = 4 x O.D.	
<i>free movement:</i>	< 12 mm = 5 x O.D. > 12 mm = 6 x O.D.	
Radiation resistance:	2 x 10 ⁷ cJ/kg	
Temperature range	DIN VDE:	UL/CSA: up to +150 °C
<i>static:</i>	-40/+180 °C	
<i>flexing:</i>	-25/+180 °C	
<i>short-time use:</i>	+250 °C	
Zero halogen:	acc. to DIN VDE 0472 part 815 + IEC 60754-1	
Burning characteristics:	flame retardant and self-extinguishing acc. to IEC 60332-1-2 + EN 60332-1-2, CSA FT1 and FT2	
Corrosivity:	in compliance with IEC 60754-2 + EN 50267-2-2 + VDE 0482 part 267-2-2 - no development of corrosive conflagration gases	
Absence of harmful substances:	acc. to RoHS-guideline 2002/95/EG as well as GefStoffV appendix IV-no. 24, see page M/25	

item no.	no. of conductors incl. ground	nominal outer-ø inch	nominal outer-ø mm	cable weight ≈ lbs/mft
----------	--------------------------------	----------------------	--------------------	------------------------

▶ 20 AWG (17/32) • 0.50 mm²

01372002	2	0.213	5.4	26
01372003	3	0.224	5.7	31
01372004	4	0.240	6.1	37
01372005	5	0.264	6.7	45
01372007	7	0.287	7.3	56
01372008	8	0.331	8.4	71
01372010	10	0.358	9.1	76
01372012	12	0.370	9.4	87
01372016	16	0.413	10.5	114
01372018	18	0.437	11.1	126
01372024	24	0.516	13.1	163

▶ 19 AWG (23/32) • 0.75 mm²

01371902	2	0.232	5.9	32
01371903	3	0.244	6.2	38
01371904	4	0.264	6.7	45
01371905	5	0.291	7.4	56
01371907	7	0.315	8.0	69
01371908	8	0.366	9.3	89
01371910	10	0.402	10.2	96
01371912	12	0.413	10.5	110
01371916	16	0.461	11.7	142
01371918	18	0.492	12.5	162
01371924	24	0.583	14.8	209

item no.	no. of conductors incl. ground	nominal outer-ø inch	nominal outer-ø mm	cable weight ≈ lbs/mft
----------	--------------------------------	----------------------	--------------------	------------------------

▶ 18 AWG (30/32) • 1.00 mm²

01371802	2	0.240	6.1	36
01371803	3	0.252	6.4	43
01371804	4	0.276	7.0	52
01371805	5	0.299	7.6	65
01371807	7	0.327	8.3	81
01371808	8	0.378	9.6	102
01371810	10	0.417	10.6	116
01371812	12	0.429	10.9	130
01371816	16	0.484	12.3	177
01371818	18	0.512	13.0	192
01371824	24	0.606	15.4	247

▶ 16 AWG (27-29/30) • 1.50 mm²

01371602	2	0.268	6.8	46
01371603	3	0.283	7.2	56
01371604	4	0.311	7.9	70
01371605	5	0.346	8.8	89
01371607	7	0.378	9.6	112
01371608	8	0.449	11.4	145
01371610	10	0.496	12.6	161
01371612	12	0.512	13.0	185
01371616	16	0.583	14.8	247
01371618	18	0.614	15.6	276
01371624	24	0.724	18.4	360

item no.	no. of conductors incl. ground	nominal outer-ø inch	nominal outer-ø mm	cable weight ≈ lbs/mft
----------	--------------------------------	----------------------	--------------------	------------------------

▶ 14 AWG (46/30) • 2.50 mm²

01371402	2	0.331	8.4	71
01371403	3	0.350	8.9	88
01371404	4	0.382	9.7	108
01371405	5	0.437	11.1	136
01371407	7	0.476	12.1	177
01371408	8	0.563	14.3	207
01371410	10	0.626	15.9	251
01371412	12	0.646	16.4	295
01371416	16	0.760	19.3	376
01371418	18	0.760	19.3	425
01371424	24	0.949	24.1	597


Continued on next page

SILICONE CABLES

SC 500 HDTR Silicone insulated strands with Silicone outer jacket



le 4535 150°C 600V CSA AWM I/II A 150°C 600V FT1 FT2



Marking for SC 500 HDTR 01371804:

BRÖCKSKES · D-VIERSEN · SC 500 HDTR AWM Style 4535 150°C 600V CSA AWM I/II A 150°C 600V FT1 FT2

SC 500 HDTR is a heavy duty, multi-conductor, silicone insulated control cable with tear resistant silicone jacket. This cable is recommended for use in applications where high temperatures, UV light and mechanical abuse rapidly cause other cables to deteriorate. The SC 500 HDTR is a flexible, cost effective, high temperature, alternative to teflon cables. Recommended applications include foundries, steel mills, glass factories, baking equipment, burners, heating and lighting systems. This cable can also be used anywhere salt water is present, and high temperature processes are utilized.

Construction:

Conductor:	tinned copper strands acc. to IEC 60228, EN 60228, VDE 0295, class 5
Insulation:	Besilen® EI2 acc. to DIN VDE 0282 part 1 and HD 22.1
Colour code:	up to 5 conductors coloured acc. to HD 308 (VDE 0293 part 308); from 6 conductors black conductors with consecutive numbers acc. to EN 50334; from 3 conductors a green-yellow earth wire
Stranding:	in layers
Jacket material:	Besilen® EM9 acc. to DIN VDE 0282 part 1 + HD 22.1
Jacket color:	reddish brown

Outstanding features:

- halogen-free
- flexible at low temperatures
- heat resistant
- UL/CSA approved

Technical data:

Voltage:	UL/CSA: 600 V	
Nominal voltage:	DIN VDE: U ₀ /U 300/500 V	
Testing voltage:	2000 V acc. to DIN VDE 0282 part 2 + HD 22.2	
Min. bending radius		
<i>fixed installation:</i>	< 12 mm = 3 x O.D. > 12 mm = 4 x O.D.	
<i>free movement:</i>	< 12 mm = 5 x O.D. > 12 mm = 6 x O.D.	
Radiation resistance:	2 x 10 ⁷ cJ/kg	
Temperature range	DIN VDE:	UL/CSA: up to +150 °C
<i>static:</i>	-40/+180 °C	
<i>flexing:</i>	-25/+180 °C	
<i>short-time use:</i>	+250 °C	
Zero halogen:	acc. to DIN VDE 0472 part 815 + IEC 60754-1	
Burning characteristics:	flame retardant and self-extinguishing acc. to IEC 60332-1-2 + EN 60332-1-2, CSA FT1 and FT2	
Corrosivity:	in compliance with IEC 60754-2 + EN 50267-2-2 + VDE 0482 part 267-2-2 - no development of corrosive conflagration gases	
Absence of harmful substances:	acc. to RoHS-guideline 2002/95/EG as well as GefStoffV appendix IV-no. 24, see page M/25	

item no.	no. of conductors incl. ground	nominal outer-ø inch	nominal outer-ø mm	cable weight ≈ lbs/mft
▶ 12 AWG (52/28) • 4.00 mm²				
01371202	2	0.394	10,0	104
01371203	3	0.417	10,6	131
01371204	4	0.457	11,6	162
01371205	5	0.508	12,9	198
01371207	7	0.555	14,1	259
▶ 10 AWG (78/28) • 6.00 mm²				
01371002	2	0.441	11,2	140
01371003	3	0.469	11,9	178
01371004	4	0.512	13,0	221
01371005	5	0.563	14,3	267
01371007	7	0.630	16,0	364

item no.	no. of conductors incl. ground	nominal outer-ø inch	nominal outer-ø mm	cable weight ≈ lbs/mft
▶ 8 AWG (77/26) • 10.00 mm²				
01370802	2	0.630	16,0	271
01370803	3	0.669	17,0	340
01370804	4	0.740	18,8	426
01370805	5	0.819	20,8	530
01370807	7	0.913	23,2	707
▶ 6 AWG (129/26) • 16.00 mm²				
01370602	2	0.717	18,2	393
01370603	3	0.760	19,3	502
01370604	4	0.850	21,6	641
01370605	5	0.957	24,3	810
01370607	7	1.047	26,6	1047

item no.	no. of conductors incl. ground	nominal outer-ø inch	nominal outer-ø mm	cable weight ≈ lbs/mft
▶ 4 AWG (200/26) • 25.00 mm²				
01370402	2	0.882	22,4	601
01370403	3	0.953	24,2	783
01370404	4	1.047	26,6	981
▶ 2 AWG (280/26) • 35.00 mm²				
01370202	2	0.992	25,2	789
01370203	3	1.055	26,8	1017
01370204	4	1.161	29,5	1280

Other dimensions and colors are possible on request.

I
6

E-mail: info@sabcable.com




Web site: www.sabcable.com

SILICONE CABLES



SC 500 C HDTR Shielded Silicone insulated strands with Silicone outer jacket



Marking for SC 500 C HDTR 01341804:

BRÖCKSKES · D-VIERSEN · SC 500 C HDTR AWM Style 4535 150°C 600V CSA AWM I/II A 150°C 600V FT1 FT2

SC 500 C HDTR is a heavy duty, multi-conductor, shielded, silicone insulated control cable with tear resistant silicone jacket. This cable is recommended for use in applications where high temperatures, UV light and mechanical abuse rapidly cause other cables to deteriorate. The SC 500 C HDTR is a flexible, cost effective, high temperature, alternative to teflon cables. Recommended applications include foundries, steel mills, glass factories, baking equipment, burners, heating and lighting systems. This cable can also be used anywhere salt water is present, and high temperature processes are utilized. An overall tinned copper shield is recommended whenever electrical interference distorts signal transmission, or when EMI emissions need to be suppressed.

Construction:

Conductor:	tinned copper strands acc. to IEC 60228, EN 60228, VDE 0295, class 5
Insulation:	Besilen® EI2 acc. to DIN VDE 0282 part 1 and HD 22.1
Colour code:	up to 5 conductors coloured acc. to HD 308 (VDE 0293 part 308); from 6 conductors black conductors with consecutive numbers acc. to EN 50334; from 3 conductors a green-yellow earth wire
Stranding:	in layers
Inner jacket:	Besilen® EM9 acc. to DIN VDE 0282 part 1 + HD 22.1
Screen:	tinned copper braiding
Jacket material:	Besilen® EM9 acc. to DIN VDE 0282 part 1 + HD 22.1
Jacket color:	black

Outstanding features:

- good EMC characteristics
- halogen-free
- flexible at low temperatures
- heat resistant
- protection against mechanical damage
- UL/CSA approved

Technical data:

Voltage:	UL/CSA: 600 V	
Nominal voltage:	DIN VDE: U ₀ /U 300/500 V	
Testing voltage:	2000 V acc. to DIN VDE 0282 part 2 + HD 22.2 conductor/screen 2000 V	
Min. bending radius		
<i>fixed installation:</i>	5 x O.D.	
<i>free movement:</i>	10 x O.D.	
Radiation resistance:	2 x 10 ⁷ cJ/kg	
Temperature range	DIN VDE:	UL/CSA: up to +150 °C
<i>static:</i>	-40/+180 °C	
<i>flexing:</i>	-25/+180 °C	
<i>short-time use:</i>	+250 °C	
Zero halogen:	acc. to DIN VDE 0472 part 815 + IEC 60754-1	
Burning characteristics:	flame retardant and self-extinguishing acc. to IEC 60332-1-2 + EN 60332-1-2, CSA FT1 and FT2	
Corrosivity:	in compliance with IEC 60754-2 + EN 50267-2-2 + VDE 0482 part 267-2-2 - no development of corrosive conflagration gases	
Absence of harmful substances:	acc. to RoHS-guideline 2002/95/EG as well as GefStoffV appendix IV-no. 24, see page M/25	

item no.	no. of conductors incl. ground	nominal inch	outer-ø mm	cable weight ≈ lbs/mft	item no.	no. of conductors incl. ground	nominal inch	outer-ø mm	cable weight ≈ lbs/mft	item no.	no. of conductors incl. ground	nominal inch	outer-ø mm	cable weight ≈ lbs/mft
▶ 19 AWG (23/32) • 0.75 mm²					▶ 16 AWG (28/30) • 1.50 mm²					▶ 12 AWG (52/28) • 4.00 mm²				
01341902	2	0.339	8.6	82	01341602	2	0.386	9.8	112	01341203	3	0.543	13.8	221
01341903	3	0.350	8.9	87	01341603	3	0.402	10.2	121	01341204	4	0.583	14.8	258
01341904	4	0.370	9.4	97	01341604	4	0.433	11.0	138	01341205	5	0.657	16.7	323
01341905	5	0.398	10.1	114	01341605	5	0.465	11.8	165	▶ 10 AWG (77/26) • 6.00 mm²				
▶ 18 AWG (30/32) • 1.00 mm²					01341607	7	0.512	13.0	198	01341003	3	0.594	15.1	281
01341802	2	0.346	8.8	87	▶ 14 AWG (46/30) • 2.50 mm²					01341004	4	0.661	16.8	352
01341803	3	0.350	8.9	94	01341402	2	0.441	11.2	146	01341005	5	0.713	18.1	409
01341804	4	0.382	9.7	110	01341403	3	0.461	11.7	167	Other dimensions and colors are possible on request.				
01341805	5	0.398	10.1	124	01341404	4	0.508	12.9	197					
01341807	7	0.441	11.2	146	01341405	5	0.563	14.3	226					

SILICONE CABLES

SC 500 HDTRS

Silicone insulated strands with Silicone outer jacket and steel wire armouring for mechanical



Marking for SC 500 HDTRS 01381803:

BRÖCKSKES · D-VIERSEN · SC 500 HDTRS AWM Style 4535 150°C 600V CSA AWM I/II A 150°C 600V FT1 FT2

SC 500 HDTRS is a heavy duty, multi-conductor, silicone insulated control cable with tear resistant silicone jacket. This cable is recommended for use in applications where high temperatures, UV light and mechanical abuse rapidly cause other cables to deteriorate. The SC 500 HDTRS is a flexible, cost effective, high temperature, alternative to teflon cables. Recommended applications include foundries, steel mills, glass factories, baking equipment, burners, heating and lighting systems. This cable can also be used anywhere salt water is present, and high temperature processes are utilized.

Construction:

Conductor:	tinned copper strands acc. to IEC 60228, EN 60228, VDE 0295, class 5
Insulation:	Besilen® EI2 acc. to DIN VDE 0282 part 1 and HD 22.1
Colour code:	up to 5 conductors coloured acc. to HD 308 (VDE 0293 part 308); from 6 conductors black conductors with consecutive numbers acc. to EN 50334; from 3 conductors a green-yellow earth wire
Stranding:	in layers
Jacket material:	Besilen® EM9 acc. to DIN VDE 0282 part 1 + HD 22.1
Jacket color:	reddish brown
Armour:	galvanized steel wire braiding

Outstanding features:

- halogen-free
- flexible at low temperatures
- heat resistant
- protection against mechanical damage
- UL/CSA approved

Technical data:

Voltage:	UL/CSA: 600 V	
Nominal voltage:	DIN VDE: U _o /U 300/500 V	
Testing voltage:	2000 V acc. to DIN VDE 0282 part 2 + HD 22.2	
Min. bending radius		
<i>fixed installation:</i>	5 x O.D.	
<i>free movement:</i>	10 x O.D.	
Radiation resistance:	2 x 10 ⁷ cJ/kg	
Temperature range	DIN VDE:	UL/CSA: up to +150 °C
<i>static:</i>	-40/+180 °C	
<i>flexing:</i>	-25/+180 °C	
<i>short-time use:</i>	+250 °C	
Zero halogen:	acc. to DIN VDE 0472 part 815 + IEC 60754-1	
Burning characteristics:	flame retardant and self-extinguishing acc. to IEC 60332-1-2 + EN 60332-1-2, CSA FT1 and FT2	
Corrosivity:	in compliance with IEC 60754-2 + EN 50267-2-2 + VDE 0482 part 267-2-2 - no development of corrosive conflagration gases	
Absence of harmful substances:	acc. to RoHS-guideline 2002/95/EG as well as GefStoffV appendix IV-no. 24, see page M/25	

item no.	no. of conductors incl. ground	nominal outer-ø inch	nominal outer-ø mm	cable weight ≈ lbs/mft
▶ 19 AWG (23/32) • 0.75 mm²				
01381902	2	0.264	6.7	49
01381903	3	0.276	7.0	56
01381904	4	0.295	7.5	65
01381905	5	0.323	8.2	76
01381906	6	0.346	8.8	89
01381907	7	0.346	8.8	93
▶ 18 AWG (30/32) • 1.00 mm²				
01381802	2	0.272	6.9	54
01381803	3	0.283	7.2	61
01381804	4	0.307	7.8	72
01381805	5	0.331	8.4	87
01381806	6	0.358	9.1	100
01381807	7	0.358	9.1	105

item no.	no. of conductors incl. ground	nominal outer-ø inch	nominal outer-ø mm	cable weight ≈ lbs/mft
▶ 16 AWG (28/30) • 1.50 mm²				
01381602	2	0.299	7.6	65
01381603	3	0.315	8.0	76
01381604	4	0.343	8.7	93
01381605	5	0.378	9.6	113
01381606	6	0.409	10.4	133
01381607	7	0.409	10.4	139
▶ 14 AWG (46/30) • 2.50 mm²				
01381402	2	0.362	9.2	89
01381403	3	0.382	9.7	107
01381404	4	0.413	10.5	128
01381405	5	0.457	11.6	159
01381406	6	0.508	12.9	183
01381407	7	0.508	12.9	202

item no.	no. of conductors incl. ground	nominal outer-ø inch	nominal outer-ø mm	cable weight ≈ lbs/mft
▶ 12 AWG (52/28) • 4.00 mm²				
01381202	2	0.425	10.8	125
01381203	3	0.449	11.4	154
01381204	4	0.488	12.4	186
01381205	5	0.539	13.7	223
01381206	6	0.587	14.9	261
01381207	7	0.587	14.9	289
▶ 10 AWG (77/26) • 6.00 mm²				
01381002	2	0.472	12.0	165
01381003	3	0.500	12.7	202
01381004	4	0.543	13.8	247
01381005	5	0.594	15.1	297


Other dimensions and colors are possible on request.

SILICONE CABLES



SC 600 HDTR

772 insulated strands with Silicone outer jacket



Style 4511 200°C 600V c AWM I/II A/B 200°C 600V FT1 FT2

BRÖCKSKES · D-VIERSEN · SC 600 HDTR

AWM Style 4511 200°C 600V c

Marking for SC 600 HDTR 01270410:

AWM I/II A/B 200°C 600V FT1 FT2

SC 600 HDTR is a heavy duty, multi-conductor, silicone insulated control cable with tear resistant silicone jacket. This cable is recommended for use in applications where high temperatures, UV light and mechanical abuse rapidly cause other cables to deteriorate. The SC 600 HDTR is a flexible, cost effective, high temperature, alternative to teflon cables. Recommended applications include foundries, steel mills, glass factories, baking equipment, burners, heating and lighting systems. This cable can also be used anywhere salt water is present, and high temperature processes are utilized.

Construction:

Conductor:	tinned copper strands acc. to IEC 60228, EN 60228, VDE 0295, class 5
Insulation:	722
Colour code:	up to 5 conductors coloured acc. to HD 308 (VDE 0293 part 308); from 6 conductors black conductors with consecutive numbers acc. to EN 50334; from 3 conductors a green-yellow earth wire
Stranding:	in layers
Jacket material:	Besilen® better than EM9 acc. to DIN VDE 0282 part 1 + HD 22.1
Jacket color:	reddish brown

Outstanding features:

- halogen-free
- flexible at low temperatures
- heat resistant
- UL/cUL approved

Technical data:

Voltage:	UL/cUL: 600 V	
Nominal voltage:	DIN VDE: U ₀ /U 300/500 V	
Testing voltage:	2000 V acc. to DIN VDE 0282 part 2 + HD 22.2	
Min. bending radius		
<i>fixed installation:</i>	< 12 mm = 3 x O.D. > 12 mm = 4 x O.D.	
<i>free movement:</i>	< 12 mm = 5 x O.D. > 12 mm = 6 x O.D.	
Radiation resistance:	2 x 10 ⁷ cJ/kg	
Temperature range	DIN VDE:	UL/cUL: up to +200 °C
<i>static:</i>	-40/+180 °C	
<i>flexing:</i>	-25/+180 °C	
<i>short-time use:</i>	+250 °C	
Zero halogen:	acc. to DIN VDE 0472 part 815 + IEC 60754-1	
Burning characteristics:	flame retardant and self-extinguishing acc. to IEC 60332-1-2 + EN 60332-1-2, cUL FT1 and FT2	
Corrosivity:	in compliance with IEC 60754-2 + EN 50267-2-2 + VDE 0482 part 267-2-2 - no development of corrosive conflagration gases	
Absence of harmful substances:	acc. to RoHS-guideline 2002/95/EG as well as GefStoffV appendix IV-no. 24, see page M/25	

item no.	no. of conductors incl. ground	nominal outer-ø inch	mm	cable weight ≈ lbs/mft
▶ 20 AWG (17/32) • 0.50 mm²				
01272002	2	0.220	5.6	26
01272003	3	0.232	5.9	30
01272004	4	0.248	6.3	36
01272005	5	0.272	6.9	42
01272007	7	0.295	7.5	53
01272008	8	0.339	8.6	61
01272010	10	0.366	9.3	73
01272012	12	0.378	9.6	83
01272016	16	0.417	10.6	106
01272018	18	0.441	11.2	117
01272024	24	0.516	13.1	161
▶ 19 AWG (23/32) • 0.75 mm²				
01271902	2	0.232	5.9	31
01271903	3	0.252	6.4	36
01271904	4	0.272	6.9	44
01271905	5	0.299	7.6	52
01271907	7	0.323	8.2	66
01271908	8	0.374	9.5	76
01271910	10	0.406	10.3	91
01271912	12	0.417	10.6	104
01271916	16	0.465	11.8	132
01271918	18	0.492	12.5	149
01271924	24	0.583	14.8	206

item no.	no. of conductors incl. ground	nominal outer-ø inch	mm	cable weight ≈ lbs/mft
▶ 18 AWG (30/32) • 1.00 mm²				
01271802	2	0.248	6.3	34
01271803	3	0.260	6.6	42
01271804	4	0.283	7.2	50
01271805	5	0.307	7.8	60
01271807	7	0.335	8.5	77
01271808	8	0.386	9.8	89
01271810	10	0.421	10.7	106
01271812	12	0.433	11.0	122
01271816	16	0.480	12.2	157
01271818	18	0.512	13.0	176
01271824	24	0.626	15.9	255
▶ 16 AWG (27-29/30) • 1.50 mm²				
01271602	2	0.280	7.1	46
01271603	3	0.295	7.5	56
01271604	4	0.315	8.0	67
01271605	5	0.350	8.9	81
01271607	7	0.382	9.7	105
01271608	8	0.449	11.4	122
01271610	10	0.496	12.6	150
01271612	12	0.512	13.0	173
01271616	16	0.583	14.8	229
01271618	18	0.614	15.6	255
01271624	24	0.724	18.4	339

item no.	no. of conductors incl. ground	nominal outer-ø inch	mm	cable weight ≈ lbs/mft
▶ 14 AWG (46/30) • 2.50 mm²				
01271402	2	0.335	8.5	68
01271403	3	0.354	9.0	85
01271404	4	0.386	9.8	104
01271405	5	0.437	11.1	129
01271407	7	0.476	12.1	168
01271408	8	0.563	14.3	197
01271410	10	0.622	15.8	241
01271412	12	0.642	16.3	279
01271416	16	0.720	18.3	363
01271418	18	0.760	19.3	403
01271424	24	0.913	23.2	597

Continued on next page




SILICONE CABLES

SC 600 HDTR

772 insulated strands with Silicone outer jacket



4511 200°C 600V c AWM I/II A/B 200°C 600V FT1 FT2



Marking for SC 600 HDTR 01270410:

BRÖCKSKES · D-VIERSEN · SC 600 HDTR AWM Style 4511 200°C 600V c AWM I/II A/B 200°C 600V FT1 FT2

SC 600 HDTR is a heavy duty, multi-conductor, silicone insulated control cable with tear resistant silicone jacket. This cable is recommended for use in applications where high temperatures, UV light and mechanical abuse rapidly cause other cables to deteriorate. The SC 600 HDTR is a flexible, cost effective, high temperature, alternative to teflon cables. Recommended applications include foundries, steel mills, glass factories, baking equipment, burners, heating and lighting systems. This cable can also be used anywhere salt water is present, and high temperature processes are utilized.

Construction:

Conductor:	tinned copper strands acc. to IEC 60228, EN 60228, VDE 0295, class 5
Insulation:	722
Colour code:	up to 5 conductors coloured acc. to HD 308 (VDE 0293 part 308); from 6 conductors black conductors with consecutive numbers acc. to EN 50334; from 3 conductors a green-yellow earth wire
Stranding:	in layers
Jacket material:	Besilen® better than EM9 acc. to DIN VDE 0282 part 1 + HD 22.1
Jacket color:	reddish brown

Outstanding features:

- halogen-free
- flexible at low temperatures
- heat resistant
- UL/cUL approved

Technical data:

Voltage:	UL/cUL: 600 V	
Nominal voltage:	DIN VDE: U ₀ /U 300/500 V	
Testing voltage:	2000 V acc. to DIN VDE 0282 part 2 + HD 22.2	
Min. bending radius		
<i>fixed installation:</i>	< 12 mm = 3 x O.D. > 12 mm = 4 x O.D.	
<i>free movement:</i>	< 12 mm = 5 x O.D. > 12 mm = 6 x O.D.	
Radiation resistance:	2 x 10 ⁷ cJ/kg	
Temperature range	DIN VDE:	UL/cUL: up to +200 °C
<i>static:</i>	-40/+180 °C	
<i>flexing:</i>	-25/+180 °C	
<i>short-time use:</i>	+250 °C	
Zero halogen:	acc. to DIN VDE 0472 part 815 + IEC 60754-1	
Burning characteristics:	flame retardant and self-extinguishing acc. to IEC 60332-1-2 + EN 60332-1-2, cUL FT1 and FT2	
Corrosivity:	in compliance with IEC 60754-2 + EN 50267-2-2 + VDE 0482 part 267-2-2 - no development of corrosive conflagration gases	
Absence of harmful substances:	acc. to RoHS-guideline 2002/95/EG as well as GefStoffV appendix IV-no. 24, see page M/25	

item no.	no. of conductors incl. ground	nominal outer-ø inch	nominal outer-ø mm	cable weight ≈ lbs/mft
▶ 12 AWG (52/28) • 4.00 mm²				
01271202	2	0.382	9.7	91
01271203	3	0.417	10.6	124
01271204	4	0.457	11.6	155
01271205	5	0.508	12.9	189
01271207	7	0.555	14.1	248
▶ 10 AWG (78/28) • 6.00 mm²				
01271002	2	0.441	11.2	134
01271003	3	0.461	11.7	167
01271004	4	0.512	13.0	212
01271005	5	0.563	14.3	256
01271007	7	0.630	16.0	348

item no.	no. of conductors incl. ground	nominal outer-ø inch	nominal outer-ø mm	cable weight ≈ lbs/mft
▶ 8 AWG (77/26) • 10.00 mm²				
01270802	2	0.575	14.6	228
01270803	3	0.610	15.5	291
01270804	4	0.669	17.0	364
01270805	5	0.744	18.9	443
01270807	7	0.831	21.1	601
▶ 6 AWG (129/26) • 16.00 mm²				
01270602	2	0.669	17.0	329
01270603	3	0.736	18.7	429
01270604	4	0.807	20.5	537
01270605	5	0.823	20.9	650
01270607	7	1.012	25.7	893

item no.	no. of conductors incl. ground	nominal outer-ø inch	nominal outer-ø mm	cable weight ≈ lbs/mft
▶ 4 AWG (200/26) • 25.00 mm²				
01270402	2	0.850	21.6	518
01270403	3	0.906	23.0	665
01270404	4	1.008	25.6	849
▶ 2 AWG (280/26) • 35.00 mm²				
01270202	2	0.976	24.8	722
01270203	3	1.039	26.4	935
01270204	4	1.142	29.0	1181


Other dimensions and colors are possible on request.

SILICONE CABLES



SC 600 C HDTR Shielded

772 insulated strands with Silicone outer jacket



Marking for SC 600 C HDTR 01240410:

BRÖCKSKES · D-VIERSEN · SC 600 C HDTR AWM Style 4511 200°C 600V c AWM I/II A/B 200°C 600V FT1 FT2

SC 600 C HDTR is a heavy duty, multi-conductor, shielded, silicone insulated control cable with tear resistant silicone jacket. This cable is recommended for use in applications where high temperatures, UV light and mechanical abuse rapidly cause other cables to deteriorate. The SC 600 C HDTR is a flexible, cost effective, high temperature, alternative to teflon cables. Recommended applications include foundries, steel mills, glass factories, baking equipment, burners, heating and lighting systems. This cable can also be used anywhere salt water is present, and high temperature processes are utilized. An overall tinned copper shield is recommended whenever electrical interference distorts signal transmission, or when EMI emissions need to be suppressed.

Construction:

Conductor:	tinned copper strands acc. to IEC 60228, EN 60228, VDE 0295, class 5
Insulation:	722
Colour code:	up to 5 conductors coloured acc. to HD 308 (VDE 0293 part 308); from 6 conductors black conductors with consecutive numbers acc. to EN 50334; from 3 conductors a green-yellow earth wire
Stranding:	in layers
Inner jacket:	Besilen® EM9 acc. to DIN VDE 0282 part 1 + HD 22.1
Screen:	tinned copper braiding
Jacket material:	Besilen® better than EM9 acc. to DIN VDE 0282 part 1 + HD 22.1
Jacket color:	black

Outstanding features:

- good EMC characteristics
- halogen-free
- flexible at low temperatures
- heat resistant
- protection against mechanical damage
- UL/cUL approved

Technical data:

Voltage:	UL/cUL: 600 V	
Nominal voltage:	DIN VDE: U ₀ /U 300/500 V	
Testing voltage:	2000 V acc. to DIN VDE 0282 part 2 + HD 22.2 conductor/screen 2000 V	
Min. bending radius		
<i>fixed installation:</i>	5 x O.D.	
<i>free movement:</i>	10 x O.D.	
Radiation resistance:	2 x 10 ⁷ cJ/kg	
Temperature range	DIN VDE:	UL/cUL: up to +200 °C
<i>static:</i>	-40/+180 °C	
<i>flexing:</i>	-25/+180 °C	
<i>short-time use:</i>	+250 °C	
Zero halogen:	acc. to DIN VDE 0472 part 815 + IEC 60754-1	
Burning characteristics:	flame retardant and self-extinguishing acc. to IEC 60332-1-2 + EN 60332-1-2, cUL FT1 and FT2	
Corrosivity:	in compliance with IEC 60754-2 + EN 50267-2-2 + VDE 0482 part 267-2-2 - no development of corrosive conflagration gases	
Absence of harmful substances:	acc. to RoHS-guideline 2002/95/EG as well as GefStoffV appendix IV-no. 24, see page M/25	

item no.	no. of conductors incl. ground	nominal inch	outer-ø mm	cable weight ≈ lbs/mft
▶ 19 AWG (23/32) • 0.75 mm²				
01241902	2	0.323	8.2	62
01241903	3	0.335	8.5	68
01241904	4	0.354	9.0	83
01241905	5	0.382	9.7	93
▶ 18 AWG (30/32) • 1.00 mm²				
01241802	2	0.331	8.4	68
01241803	3	0.343	8.7	81
01241804	4	0.366	9.3	91
01241805	5	0.398	10.1	112
01241807	7	0.433	11.0	136

item no.	no. of conductors incl. ground	nominal inch	outer-ø mm	cable weight ≈ lbs/mft
▶ 16 AWG (28/30) • 1.50 mm²				
01241602	2	0.370	9.4	87
01241603	3	0.394	10.0	110
01241604	4	0.425	10.8	129
01241605	5	0.457	11.6	158
01241607	7	0.504	12.8	186
▶ 14 AWG (46/30) • 2.50 mm²				
01241402	2	0.441	11.2	141
01241403	3	0.461	11.7	157
01241404	4	0.508	12.9	190
01241405	5	0.563	14.3	226

item no.	no. of conductors incl. ground	nominal inch	outer-ø mm	cable weight ≈ lbs/mft
▶ 12 AWG (52/28) • 4.00 mm²				
01241203	3	0.543	13.8	221
01241204	4	0.583	14.8	258
01241205	5	0.657	16.7	323
▶ 10 AWG (77/26) • 6.00 mm²				
01241003	3	0.594	15.1	266
01241004	4	0.661	16.8	352
01241005	5	0.713	18.1	390

Other dimensions and colors are possible on request.





SILICONE CABLES

SC 600 HDTRS

772 insulated strands with Silicone outer jacket and steel wire armoring for mechanical



Marking for SC 600 HDTRS 01280310:

BRÖCKSKES · D-VIERSEN · SC 600 HDTRS AWM Style 4511 200°C 600V c AWM I/II A/B 200°C 600V FT1 FT2

SC 600 HDTRS is a heavy duty, multi-conductor, silicone insulated control cable with tear resistant silicone jacket. This cable is recommended for use in applications where high temperatures, UV light and mechanical abuse rapidly cause other cables to deteriorate. The SC 600 HDTRS is a flexible, cost effective, high temperature, alternative to teflon cables. Recommended applications include foundries, steel mills, glass factories, baking equipment, burners, heating and lighting systems. This cable can also be used anywhere salt water is present, and high temperature processes are utilized.

Construction:

Conductor:	tinned copper strands acc. to IEC 60228, EN 60228, VDE 0295, class 5
Insulation:	722
Colour code:	up to 5 conductors coloured acc. to HD 308 (VDE 0293 part 308); from 6 conductors black conductors with consecutive numbers acc. to EN 50334; from 3 conductors a green-yellow earth wire
Stranding:	in layers
Jacket material:	Besilen® better than EM9 acc. to DIN VDE 0282 part 1 + HD 22.1
Jacket color:	reddish brown
Armour:	galvanized steel wire braiding

Outstanding features:

- halogen-free
- flexible at low temperatures
- heat resistant
- protection against mechanical damage
- UL/cUL approved

Technical data:

Voltage:	UL/cUL: 600 V	
Nominal voltage:	DIN VDE: U _o /U 300/500 V	
Testing voltage:	2000 V acc. to DIN VDE 0282 part 2 + HD 22.2	
Min. bending radius		
<i>fixed installation:</i>	5 x O.D.	
<i>free movement:</i>	10 x O.D.	
Radiation resistance:	2 x 10 ⁷ cJ/kg	
Temperature range	DIN VDE:	UL/cUL: up to +200 °C
<i>static:</i>	-40/+180 °C	
<i>flexing:</i>	-25/+180 °C	
<i>short-time use:</i>	+250 °C	
Zero halogen:	acc. to DIN VDE 0472 part 815 + IEC 60754-1	
Burning characteristics:	flame retardant and self-extinguishing acc. to IEC 60332-1-2 + EN 60332-1-2, cUL FT1 and FT2	
Corrosivity:	in compliance with IEC 60754-2 + EN 50267-2-2 + VDE 0482 part 267-2-2 - no development of corrosive conflagration gases	
Absence of harmful substances:	acc. to RoHS-guideline 2002/95/EG as well as GefStoffV appendix IV-no. 24, see page M/25	

item no.	no. of conductors incl. ground	nominal outer-ø inch	nominal outer-ø mm	cable weight ≈ lbs/mft
▶ 19 AWG (23/32) • 0.75 mm²				
01281902	2	0.272	6.9	44
01281903	3	0.283	7.2	50
01281904	4	0.303	7.7	58
01281905	5	0.331	8.4	70
01281906	6	0.354	9.0	78
01281907	7	0.354	9.0	84
▶ 18 AWG (30/32) • 1.00 mm²				
01281802	2	0.280	7.1	48
01281803	3	0.291	7.4	56
01281804	4	0.315	8.0	65
01281805	5	0.339	8.6	78
01281806	6	0.366	9.3	88
01281807	7	0.366	9.3	95

item no.	no. of conductors incl. ground	nominal outer-ø inch	nominal outer-ø mm	cable weight ≈ lbs/mft
▶ 16 AWG (28/30) • 1.50 mm²				
01281602	2	0.311	7.9	60
01281603	3	0.327	8.3	73
01281604	4	0.346	8.8	85
01281605	5	0.382	9.7	99
01281606	6	0.413	10.5	116
01281607	7	0.413	10.5	128
▶ 14 AWG (46/30) • 2.50 mm²				
01281402	2	0.366	9.3	86
01281403	3	0.386	9.8	103
01281404	4	0.417	10.6	126
01281405	5	0.469	11.9	152
01281406	6	0.508	12.9	174
01281407	7	0.508	12.9	192

item no.	no. of conductors incl. ground	nominal outer-ø inch	nominal outer-ø mm	cable weight ≈ lbs/mft
▶ 12 AWG (52/28) • 4.00 mm²				
01281202	2	0.413	10.5	114
01281203	3	0.449	11.4	147
01281204	4	0.488	12.4	177
01281205	5	0.539	13.7	220
01281206	6	0.587	14.9	253
01281207	7	0.587	14.9	280
▶ 10 AWG (77/26) • 6.00 mm²				
01281002	2	0.472	12.0	157
01281003	3	0.500	12.7	194
01281004	4	0.543	13.8	244
01281005	5	0.594	15.1	288

Other dimensions and colors are possible on request.

SILICONE CABLES



SC 113 Silicone insulated hook up wire



SC 113 is a high temperature single conductor silicone wire recommended for use in applications where temperature exceeds the maximum rating of traditional plastic and rubber insulated wires. This cable is a flexible, cost-effective alternative to teflon wire. Recommended applications include foundries, steel mills and glass factories, and other high temperature processes and is recommended wherever an overall abrasion resistant covering is required.

Construction:

>Conductor:	tinned copper strands acc. to IEC 60228, EN 60228, VDE 0295, class 5
Insulation:	Besilen® EI2 acc. to DIN VDE 0282 part 1 and HD 22.1

Outstanding features:

- halogen-free
- flexible at low temperatures
- heat resistant

Technical data:

Nominal voltage:	U ₀ /U 300/300 V
Testing voltage:	2000 V
Min. bending radius:	7.5 x O.D.
Radiation resistance:	2 x 10 ⁷ cJ/kg
Temperature range	
<i>static:</i>	-40/+180 °C
<i>flexing:</i>	-25/+180 °C
<i>short-time use:</i>	+250 °C
Zero halogen:	acc. to DIN VDE 0472 part 815 and IEC 60754-1
Burning characteristics:	flame retardant and self-extinguishing acc. to IEC 60332-1-2 + EN 60332-1-2
Corrosivity:	in compliance with IEC 60754-2 + EN 50267-2-2 + VDE 0482 part 267-2-2 - no development of corrosive conflagration gases
Chem. resistance:	see page M/9
Weather resistance:	very good
Absence of harmful substances:	acc. to RoHS-guideline 2002/95/EG as well as GefStoffV appendix IV-no. 24, see page M/25

item no.	mm ²	AWG	nominal inch	outer- ϕ mm	cable weight ≈ lbs/mft
▶ 0113002...*	0.25	24 (14/34)	0.067	1.7	3
▶ 0113003...*	0.34	22 (7/30)	0.071	1.8	4
▶ 0113005...*	0.50	20 (15/32)	0.075	1.9	5
▶ 0113007...*	0.75	19 (23/32)	0.087	2.2	7
▶ 0113010...*	1.00	18 (30/32)	0.091	2.3	9
▶ 0113015...*	1.50	16 (27/30)	0.110	2.8	12
▶ 0113025...*	2.50	14 (46/30)	0.134	3.4	19
▶ 0113040...*	4.00	12 (52/29)	0.157	4.0	30
▶ 0113060...*	6.00	10 (78/28)	0.177	4.5	42
▶ 0113100...*	10.00	8 (77/26)	0.240	6.1	72
▶ 0113160...*	16.00	6 (129/26)	0.295	7.5	112
▶ 0113250...*	25.00	4 (200/26)	0.366	9.3	182
▶ 0113350...*	35.00	2 (280/26)	0.421	10.7	253
▶ 0113500...*	50.00	1 (400/26)	0.484	12.3	351
▶ 0113700...*	70.00	2/0 (554/26)	0.575	14.6	479
▶ 0113950...*	95.00	3/0 (484/24)	0.689	17.5	646
▶ 0113120...*	120.00	4/0 (589/24)	0.748	19.0	791
▶ 0113150...*	150.00	250 MCM (740/24)	0.823	20.9	982
▶ 0113185...*	185.00	350 MCM (899/24)	0.906	23.0	1200
▶ 0113240...*	240.00	450 MCM (1220/24)	1.059	26.9	1615
▶ 0113300...*	300.00	550 MCM (1525/24)	1.181	30.0	2015

Other dimensions and colors are possible on request.

* Color code for single conductors:

...0 = green-yellow	...4 = gray
...1 = blue	...5 = white
...2 = black	...6 = reddish brown
...3 = brown	...7 = red

SILICONE CABLES

SC 123 Silicone insulated strands with fiber-glass braid



SC 123 is a high temperature single conductor silicone wire recommended for use in applications where temperature exceeds the maximum rating of traditional plastic and rubber insulated wires. This cable is a flexible, cost-effective alternative to teflon wire. Recommended applications include foundries, steel mills and glass factories, and other high temperature processes and is recommended wherever an overall abrasion resistant covering is required.

Construction:

Conductor:	tinned copper strands acc. to IEC 60228, EN 60228, VDE 0295, class 5
Insulation:	Besilen® EI2 acc. to DIN VDE 0282 part 1 and HD 22.1
Standard color:	nature
Braiding:	fiberglass
Impregnation:	impregnating lacquer

Outstanding features:

- halogen-free
- flexible at low temperatures
- heat resistant
- flexible

Technical data:

Nominal voltage:	U ₀ /U 300/300 V
Testing voltage:	2000 V
Min. bending radius:	7.5 x O.D.
Radiation resistance:	2 x 10 ⁷ cJ/kg
Temperature range	
<i>static:</i>	-40/+180 °C
<i>flexing:</i>	-25/+180 °C
<i>short-time use:</i>	+250 °C
Zero halogen:	acc. to DIN VDE 0472 part 815 and IEC 60754-1
Burning characteristics:	flame retardant and self-extinguishing acc. to IEC 60332-1-2 + EN 60332-1-2
Corrosivity:	in compliance with IEC 60754-2 + EN 50267-2-2 + VDE 0482 part 267-2-2 - no development of corrosive conflagration gases
Absence of harmful substances:	acc. to RoHS-guideline 2002/95/EG as well as GefStoffV appendix IV-no. 24, see page M/25

item no.	mm ²	AWG	nominal inch	outer- ϕ mm	cable weight ≈ lbs/mft	
▶ 01230050	0.50	20	(15/32)	0.094	2.4	7
▶ 01230070	0.75	19	(23/32)	0.106	2.7	11
▶ 01230100	1.00	18	(30/32)	0.110	2.8	12
▶ 01230150	1.50	16	(27/30)	0.126	3.2	15
▶ 01230250	2.50	14	(46/30)	0.154	3.9	24
▶ 01230400	4.00	12	(52/29)	0.177	4.5	34
▶ 01230600	6.00	10	(78/28)	0.205	5.2	50
▶ 01231000	10.00	8	(77/26)	0.287	7.3	91
▶ 01231600	16.00	6	(129/26)	0.327	8.3	133
▶ 01232500	25.00	4	(200/26)	0.402	10.2	206
▶ 01233500	35.00	2	(280/26)	0.449	11.4	271
▶ 01235000	50.00	1	(400/26)	0.555	14.1	384
▶ 01237000	70.00	2/0	(554/26)	0.594	15.1	509
▶ 01239500	95.00	3/0	(484/24)	0.728	18.5	702

Other dimensions and colors are possible on request.

SILICONE CABLES

also possible
with extremely notch
resistant sheath



BiHF-J Silicone insulated strands with Silicone outer jacket



BiHF-J is a multi-conductor, silicone insulated control cable with a reddish brown silicone jacket. Silicone cables are recommended for use where high temperatures rapidly cause other cables to deteriorate. Recommended applications include foundries, steel mills and glass factories and other high temperature processes.

Construction:

Conductor:	tinned copper strands acc. to IEC 60228, EN 60228, VDE 0295, class 5
Insulation:	Besilen® EI2 acc. to DIN VDE 0282 part 1 and HD 22.1
Colour code:	up to 5 conductors coloured acc. to HD 308 (VDE 0293 part 308); from 6 conductors black conductors with consecutive numbers acc. to EN 50334; from 3 conductors a green-yellow earth wire
Stranding:	in layers
Jacket material:	Besilen® EM9 acc. to DIN 282 part 1 + HD 22.1
Jacket color:	reddish brown

Technical data:

Nominal voltage:	U ₀ /U 300/500 V
Testing voltage:	2000 V
Min. bending radius	
<i>fixed installation:</i>	< 12 mm = 3 x O.D. > 12 mm = 4 x O.D.
<i>free movement:</i>	< 12 mm = 5 x O.D. > 12 mm = 6 x O.D.
Radiation resistance:	2 x 10 ⁷ cJ/kg
Temperature range	
<i>static:</i>	-40/+180 °C
<i>flexing:</i>	-25/+180 °C
<i>short-time use:</i>	+250 °C
Zero halogen:	acc. to DIN VDE 0472 part 815 and IEC 60754-1
Burning characteristics:	flame retardant and self-extinguishing acc. to IEC 60332-1-2 + EN 60332-1-2
Corrosivity:	in compliance with IEC 60754-2 + EN 50267-2-2 + VDE 0482 part 267-2-2 - no development of corrosive conflagration gases
Chem. resistance:	see page M/9
Weather resistance:	very good
Absence of harmful substances:	acc. to RoHS-guideline 2002/95/EG as well as GefStoffV appendix IV-no. 24, see page M/25

Outstanding features:

- halogen-free
- flexible at low temperatures
- heat resistant

item no.	no. of conductors incl. ground	nominal outer-ø inch	nominal outer-ø mm	cable weight ≈ lbs/mft
▶ 20 AWG (17/32) • 0.50 mm²				
01410205	2	0.189	4.8	21
01410305	3	0.201	5.1	25
01410405	4	0.217	5.5	30
01410505	5	0.240	6.1	36
01410705	7	0.260	6.6	46
01411205	12	0.350	8.9	76
01411805	18	0.417	10.6	110
01412505	25	0.508	12.9	151
▶ 19 AWG (23/32) • 0.75 mm²				
01410207	2	0.213	5.4	28
01410307	3	0.224	5.7	33
01410407	4	0.244	6.2	40
01410507	5	0.272	6.9	48
01410607	6	0.303	7.7	58
01410707	7	0.303	7.7	65
01411007	10	0.394	10.0	91
01411207	12	0.406	10.3	106
01411807	18	0.520	13.2	153
01412507	25	0.587	14.9	211

item no.	no. of conductors incl. ground	nominal outer-ø inch	nominal outer-ø mm	cable weight ≈ lbs/mft
▶ 18 AWG (30/32) • 1.00 mm²				
01410210	2	0.220	5.6	31
01410310	3	0.232	5.9	38
01410410	4	0.256	6.5	47
01410510	5	0.280	7.1	56
01410610	6	0.315	8.0	68
01410710	7	0.315	8.0	76
01410810	8	0.366	9.3	87
01411210	12	0.421	10.7	124
01411810	18	0.504	12.8	131
01412510	25	0.610	15.5	248
▶ 16 AWG (27-29/30) • 1.50 mm²				
01410215	2	0.260	6.6	42
01410315	3	0.276	7.0	54
01410415	4	0.307	7.8	69
01410515	5	0.339	8.6	81
01410615	6	0.370	9.4	95
01410715	7	0.370	9.4	106
01410815	8	0.441	11.2	126
01411215	12	0.504	12.8	178
01411815	18	0.606	15.4	263
01412015	20	0.638	16.2	288
01412515	25	0.732	18.6	362

item no.	no. of conductors incl. ground	nominal outer-ø inch	nominal outer-ø mm	cable weight ≈ lbs/mft
▶ 14 AWG (46/30) • 2.50 mm²				
01410225	2	0.315	8.0	67
01410325	3	0.335	8.5	83
01410425	4	0.366	9.3	103
01410525	5	0.417	10.6	129
01410625	6	0.457	11.6	151
01410725	7	0.457	11.6	169
01410925	9	0.598	15.2	224
01411225	12	0.618	15.7	280
01412425	24	0.882	22.4	546

Continued on next page

I
15

also possible
with extremely notch
resistant sheath

SILICONE CABLES



BiHF-J Silicone insulated strands with Silicone outer jacket



BiHF-J is a multi-conductor, silicone insulated control cable with a reddish brown silicone jacket. Silicone cables are recommended for use where high temperatures rapidly cause other cables to deteriorate. Recommended applications include foundries, steel mills and glass factories and other high temperature processes.

Construction:

Conductor:	tinned copper strands acc. to IEC 60228, EN 60228, VDE 0295, class 5
Insulation:	Besilen® EI2 acc. to DIN VDE 0282 part 1 and HD 22.1
Colour code:	up to 5 conductors coloured acc. to HD 308 (VDE 0293 part 308); from 6 conductors black conductors with consecutive numbers acc. to EN 50334; from 3 conductors a green-yellow earth wire
Stranding:	in layers
Jacket material:	Besilen® EM9 acc. to DIN 282 part 1 + HD 22.1
Jacket color:	reddish brown

Outstanding features:

- halogen-free
- flexible at low temperatures
- heat resistant

Technical data:

Nominal voltage:	Uo/U 300/500 V
Testing voltage:	2000 V
Min. bending radius	
<i>fixed installation:</i>	< 12 mm = 3 x O.D. > 12 mm = 4 x O.D.
<i>free movement:</i>	< 12 mm = 5 x O.D. > 12 mm = 6 x O.D.
Radiation resistance:	2 x 10 ⁷ cJ/kg
Temperature range	
<i>static:</i>	-40/+180 °C
<i>flexing:</i>	-25/+180 °C
<i>short-time use:</i>	+250 °C
Zero halogen:	acc. to DIN VDE 0472 part 815 and IEC 60754-1
Burning characteristics:	flame retardant and self-extinguishing acc. to IEC 60332-1-2 + EN 60332-1-2
Corrosivity:	in compliance with IEC 60754-2 + EN 50267-2-2 + VDE 0482 part 267-2-2 - no development of corrosive conflagration gases
Chem. resistance:	see page M/9
Weather resistance:	very good
Absence of harmful substances:	acc. to RoHS-guideline 2002/95/EG as well as GefStoffV appendix IV-no. 24, see page M/25

item no.	no. of conductors incl. ground	nominal outer-ø inch	nominal outer-ø mm	cable weight ≈ lbs/mft
▶ 12 AWG (52/28) • 4.00 mm²				
01410240	2	0.378	9.6	99
01410340	3	0.402	10.2	125
01410440	4	0.437	11.1	155
01410540	5	0.492	12.5	190
01410740	7	0.535	13.6	249
▶ 10 AWG (78/28) • 6.00 mm²				
01410260	2	0.425	10.8	135
01410360	3	0.449	11.4	171
01410460	4	0.492	12.5	213
01410560	5	0.543	13.8	257

item no.	no. of conductors incl. ground	nominal outer-ø inch	nominal outer-ø mm	cable weight ≈ lbs/mft
▶ 8 AWG (77/26) • 10.00 mm²				
01410461	4	0.661	16.8	374
01410561	5	0.736	18.7	456
▶ 6 AWG (129/26) • 16.00 mm²				
01410462	4	0.799	20.3	551

item no.	no. of conductors incl. ground	nominal outer-ø inch	nominal outer-ø mm	cable weight ≈ lbs/mft
▶ 4 AWG (200/26) • 25.00 mm²				
01410463	4	1.000	25.4	894
▶ 2 AWG (280/26) • 35.00 mm²				
01410464	4	1.134	28.8	1210
Other dimensions and colors are possible on request.				

SILICONE CABLES



BiHFP-J Silicone insulated strands with Silicone outer jacket and steel wire armouring for mechanical protection



BiHFP-J is a multi-conductor, silicone insulated control cable with silicone jacket and protective steel braid. Recommended for use where high temperatures, mechanical abuse and abrasion rapidly cause other cables to deteriorate. It is a flexible, high temperature alternative to teflon cables where additional mechanical protection is required. Recommended applications include foundries, steel mills and glass factories and other high temperature processes.

Construction:

Conductor:	tinned copper strands acc. to IEC 60228, EN 60228, VDE 0295, class 5
Insulation:	Besilen® EI2 acc. to DIN VDE 0282 part 1 and HD 22.1
Colour code:	up to 5 conductors coloured acc. to HD 308 (VDE 0293 part 308); from 6 conductors black conductors with consecutive numbers acc. to EN 50334; from 3 conductors a green-yellow earth wire
Stranding:	in layers
Jacket material:	Besilen® EM9 acc. to DIN 282 part 1 + HD 22.1
Jacket color:	reddish brown
Armour:	galvanized steel wire braiding

Outstanding features:

- halogen-free
- flexible at low temperatures
- heat resistant
- protection against mechanical damage

Technical data:

Nominal voltage:	U ₀ /U 300/500 V
Testing voltage:	2000 V
Min. bending radius	
<i>fixed installation:</i>	5 x O.D.
<i>free movement:</i>	10 x O.D.
Radiation resistance:	2 x 10 ⁷ cJ/kg
Temperature range	
<i>static:</i>	-40/+180 °C
<i>flexing:</i>	-25/+180 °C
<i>short-time use:</i>	+250 °C
Zero halogen:	acc. to DIN VDE 0472 part 815 and IEC 60754-1
Burning characteristics:	flame retardant and self-extinguishing acc. to IEC 60332-1-2 + EN 60332-1-2
Corrosivity:	in compliance with IEC 60754-2 + EN 50267-2-2 + VDE 0482 part 267-2-2 - no development of corrosive conflagration gases
Chem. resistance:	see page M/9
Weather resistance:	very good
Absence of harmful substances:	acc. to RoHS-guideline 2002/95/EG as well as GefStoffV appendix IV-no. 24, see page M/25

item no.	no. of conductors incl. ground	nominal outer-ø inch	outer-ø mm	cable weight ≈ lbs/mft
▶ 19 AWG (23/32) • 0.75 mm²				
01430207	2	0.252	6.4	46
01430307	3	0.264	6.7	53
01430407	4	0.283	7.2	60
01430507	5	0.311	7.9	73
01430607	6	0.343	8.7	89
01430707	7	0.343	8.7	91
▶ 18 AWG (30/32) • 1.00 mm²				
01430210	2	0.260	6.6	51
01430310	3	0.272	6.9	58
01430410	4	0.295	7.5	69
01430510	5	0.319	8.1	81
01430610	6	0.354	9.0	99
01430710	7	0.354	9.0	103

item no.	no. of conductors incl. ground	nominal outer-ø inch	outer-ø mm	cable weight ≈ lbs/mft
▶ 16 AWG (27-29/30) • 1.50 mm²				
01430215	2	0.295	7.5	64
01430315	3	0.311	7.9	75
01430415	4	0.343	8.7	93
01430515	5	0.378	9.6	113
01430615	6	0.409	10.4	133
01430715	7	0.409	10.4	139
▶ 14 AWG (46/30) • 2.50 mm²				
01430225	2	0.354	9.0	94
01430325	3	0.374	9.5	112
01430425	4	0.406	10.3	132
01430525	5	0.457	11.6	170
01430625	6	0.504	12.8	211
01430725	7	0.504	12.8	222

item no.	no. of conductors incl. ground	nominal outer-ø inch	outer-ø mm	cable weight ≈ lbs/mft
▶ 12 AWG (52/28) • 4.00 mm²				
01430240	2	0.417	10.6	132
01430340	3	0.441	11.2	159
01430440	4	0.476	12.1	194
01430540	5	0.539	13.7	251
01430640	6	0.583	14.8	291
01430740	7	0.583	14.8	308
▶ 10 AWG (78/28) • 6.00 mm²				
01430260	2	0.465	11.8	172
01430360	3	0.496	12.6	224
01430460	4	0.539	13.7	269
01430560	5	0.606	15.4	333

Other dimensions and colors are possible on request.