

# Cable Accessories

# Cord Grips



**QUALITY - FASTER THAN YOU THINK!**



SAB North America is an industry leader in the design and manufacturing of flexible cables and continuous flex products. For over 50 years SAB has been providing cable solutions that meet, exceed and set new standards in the flexible cable market. In

addition to being a focused supplier of flexible cable products to the automation and robotics industries, SAB North America proudly offers an extensive inventory and product line of high-quality, liquid tight cord grips.

SAB North America offers a complete range of IP 68, RoHS compliant polyamide and nickel-plated brass cord grips in a variety of colors, sizes, styles and thread types. You will find standard and spiral configurations as well as EMC grounding grips and accessories to help solve your strain relief and connection problems. UL, CSA and VDE approved, each fitting can accommodate a wide range of cables here in North America and throughout the world.

## CONTENTS

- 2** Polyamide Metric Thread Cable Glands
- 3** Polyamide PG Thread Cable Glands
- 4** Polyamide NPT Thread Cable Glands
- 5** Polyamide Metric, PG & NPT Thread Spiral Cable Glands
- 6** Polyamide Metric, PG & NPT Thread Lock Nuts
- 7** Nickel Plated Brass Metric Thread Cable Glands
- 8** Nickel Plated Brass PG & NPT Thread Cable Glands
- 9** Nickel Plated Brass PG & Metric Thread Lock Nuts
- 10** Nickel Plated Brass EMC Metric Cable Glands
- 11** Nickel Plated Brass EMC PG & NPT Cable Glands
- 12** PG & Metric Blind Stop
- 13** Specialty Sealings
- 14** Certifications

To help you identify the best products for your needs, or to request a full line flexible control and automation cable catalog, feel free to contact us at any of the following:

23 Madison Road, Fairfield, NJ 07004

Toll free: 1-866-722-2974 • Phone: 973-276-0500 • Fax: 973-276-1515


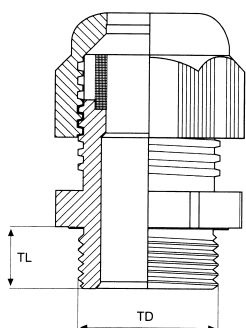
E-mail: [info@sabcable.com](mailto:info@sabcable.com) • Web site: [www.sabcable.com](http://www.sabcable.com)

# STANDARD SERIES METRIC THREAD CABLE GLANDS

*Liquid tight, easy to assemble, good strain relief, wide clamping range, multipurpose applications, easy handling.*

## TECHNICAL DETAILS:

<b>Material</b>	Polyamide 6
<b>Color</b>	RAL 7001 (Gray) RAL 9005 (Black)
<b>Protection Class</b>	IP 68.5 bar
<b>Temp. Range</b>	-30°C to + 80°C permanent
<b>Oper. Temperature</b>	Up to + 150°C intermittent
<b>Seal</b>	Neoprene



## Metric Thread Strain Relief Cord Connectors

Size	Part Number	Part Number	Thread Diameter	Thread Length	Wrenching Flats	Diameter Range	Diameter Range
M12 x 1.5	BM-0S	BM-2S	12	8	15	3.0 - 6.5	.118 - .256
M16 x 1.5	BM-01	BM-21	16	10	22	5.0 - 10.0	.197 - .394
M20 x 1.5	BM-02	BM-22	20	10	24	6.0 - 12.0	.236 - .473
M20 x 1.5	BM-03	BM-23	20	10	27	10.0 - 14.0	.394 - .552
M25 x 1.5	BM-05	BM-25	25	10	33	13.0 - 18.0	.512 - .709
M32 x 1.5	BM-07	BM-27	32	18	42	18.0 - 25.0	.709 - .985
M40 x 1.5	BM-08	BM-28	40	18	53	22.0 - 32.0	.866 - 1.26
M50 x 1.5	BM-09	BM-29	50	18	60	30.0 - 38.0	1.18 - 1.50
M63 x 1.5	BM-10	BM-30	63	18	65	34.0 - 44.0	1.34 - 1.74

## Metric Thread Strain Relief Cord Connectors Glands With Reducer Bushings

Size	Part Number Gray	Part Number Black	Thread Diameter (mm)	Thread Length (mm)	Wrenching Flats (mm)	Diameter Range (mm)	Diameter Range (inches)
M12 x 1.5	BI-0S	BI-2S	12	8	15	2.0 - 5.0	.079 - .197
M16 x 1.5	BI-01	BI-21	16	10	22	3.0 - 7.0	.118 - .276
M20 x 1.5	BI-02	BI-22	20	10	24	5.0 - 9.0	.197 - .355
M25 x 1.5	BI-05	BI-25	25	10	33	9.0 - 14.0	.355 - .551
M32 x 1.5	BI-07	BI-27	32	18	42	12.0 - 20.0	.473 - .788
M40 x 1.5	BI-08	BI-28	40	18	53	20.0 - 26.0	.788 - 1.02
M50 x 1.5	BI-09	BI-29	50	18	60	25.0 - 31.0	.985 - 1.22
M63 x 1.5	BI-10	BI-30	63	18	65	29.0 - 35.0	1.14 - 1.37

Various colors, materials and sizes available upon request.

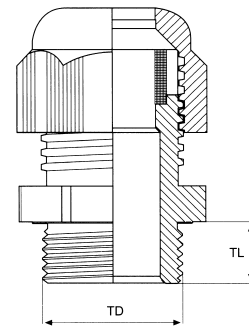
E-mail: [info@sabcable.com](mailto:info@sabcable.com)



Web site: [www.sabcable.com](http://www.sabcable.com)

# STANDARD SERIES PG THREAD CABLE GLANDS

*Liquid tight, easy to assemble, good strain relief, wide clamping range, multipurpose applications, easy handling.*



## TECHNICAL DETAILS:

<b>Material</b>	Polyamide 6
<b>Color</b>	RAL 7001 (Gray) RAL 9005 (Black)
<b>Protection Class</b>	IP 68.5 bar
<b>Temp. Range</b>	-30°C to + 80°C permanent
<b>Oper. Temperature</b>	Up to + 150°C intermittent
<b>Seal</b>	Neoprene

## PG Thread Strain Relief Cord Connectors

Pg Metric Size	Part Number Gray	Part Number Black	Mounting Hole (Inches)	Mounting Hole (mm)	Thread Length (Inches)	Thread Length (mm)	Wrenching Flats (Inches)	Wrenching Flats (mm)	Diameter Range (Inches)	Diameter Range (mm)
Pg 7	BS-01	BS-21	.512	13	.315	8	.591	15	.118 - .256	3.0 - 6.5
Pg 9	BS-02	BS-22	.630	16	.315	8	.749	19	.158 - .315	4.0 - 8.0
Pg 11	BS-03	BS-23	.749	19	.315	8	.867	22	.197 - .394	5.0 - 10.0
Pg 13, 5	BS-04	BS-24	.827	21	.355	9	1.064	27	.236 - .473	6.0 - 12.0
Pg 16	BS-05	BS-25	.906	23	.394	10	1.064	27	.394 - .552	10.0 - 14.0
Pg 21	BS-06	BS-26	1.143	29	.433	11	1.300	33	.512 - .709	13.0 - 18.0
Pg 29	BS-07	BS-27	1.458	37	.433	11	1.655	42	.709 - .985	18.0 - 25.0
Pg 36	BS-08	BS-28	1.852	47	.512	13	2.088	53	.867 - 1.261	22.0 - 32.0
Pg 42	BS-09	BS-29	2.128	54	.512	13	2.364	60	1.182 - 1.497	30.0 - 38.0
Pg 48	BS-10	BS-30	2.325	59	.552	14	2.561	65	1.340 - 1.734	34.0 - 44.0

## Glands with Reducer Bushings

Pg Metric Size	Part Number Gray	Part Number Black	Mounting Hole (inches)	Mounting Hole (mm)	Thread Length (inches)	Thread Length (mm)	Wrenching Flats (inches)	Wrenching Flats (mm)	Diameter Range (inches)	Diameter Range (mm)
Pg 7	BSR-01	BSR-21	.512	13	.315	8	.591	15	.079 - .197	2.0 - 5.0
Pg 9	BSR-02	BSR-22	.630	16	.315	8	.749	19	.079 - .236	2.0 - 6.0
Pg 11	BSR-03	BSR-23	.749	19	.315	8	.867	22	.118 - .276	3.0 - 7.0
Pg 13, 5	BSR-04	BSR-24	.827	21	.355	9	1.064	27	.197 - .355	5.0 - 9.0
Pg 16	BSR-05	BSR-25	.906	23	.394	10	1.064	27	.276 - .473	7.0 - 12.0
Pg 21	BSR-06	BSR-26	1.143	29	.433	11	1.300	33	.355 - .630	9.0 - 16.0
Pg 29	BSR-07	BSR-27	1.458	37	.433	11	1.655	42	.473 - .788	12.0 - 20.0
Pg 36	BSR-08	BSR-28	1.852	47	.512	13	2.088	53	.788 - 1.024	20.0 - 26.0
Pg 42	BSR-09	BSR-29	2.128	54	.512	13	2.364	60	.985 - 1.221	25.0 - 31.0
Pg 48	BSR-10	BSR-30	2.325	59	.552	14	2.561	65	1.143 - 1.379	29.0 - 35.0

Various colors, materials and sizes available upon request.

E-mail: [info@sabcable.com](mailto:info@sabcable.com)



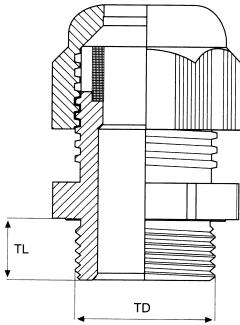

Web site: [www.sabcable.com](http://www.sabcable.com)

# STANDARD SERIES NPT THREAD CABLE GLANDS

*Water tight, easy to assemble, good strain relief, wide clamping range, multipurpose applications, easy handling.*

## TECHNICAL DETAILS:

<b>Material</b>	Polyamide 6
<b>Color</b>	RAL 7001 (Gray) RAL 9005 (Black)
<b>Protection Class</b>	IP 68.5 bar
<b>Temp. Range</b>	-30°C to + 80°C permanent
<b>Oper. Temperature</b>	Up to + 150°C intermittent
<b>Seal</b>	Neoprene



## NPT Thread Strain Relief Cord Connectors

NPT Size	Part Number Gray	Part Number Black	Thread Length	Wrenching Flats	Diameter Range
NPT 3/8	BSPA-01	BSPA-21	.590	.866	.197 - .394
NPT 1/2	BSPB-02	BSPB-22	.590	.945	.236 - .472
NPT 3/4	BSPD-03	BSPD-23	.590	1.299	.511 - .709
NPT 1	BSP-04	BSP-24	.709	1.654	.709 - .984
NPT 1 1/4	BSPE-05	BSPE-25	.709	2.087	.709 - .984

## Glands with Reducer Bushings

NPT Size	Part Number Gray	Part Number Black	Thread Length	Wrenching Flats	Diameter Range
NPT 3/8	BSPA-01R	BSPA-21R	.590	0.866	.118 - .276
NPT 1/2	BSPB-02R	BSPB-22R	.590	0.945	.197 - .354
NPT 3/4	BSPD-03R	BSPD-23R	.590	1.299	.354 - .630
NPT 1	BSP-04R	BSP-24R	.709	1.654	.472 - .787
NPT 1 1/4	BSPE-05R	BSPE-25R	.709	2.087	.472 - .787

Various colors, materials and sizes available upon request.

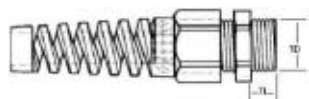
E-mail: [info@sabcable.com](mailto:info@sabcable.com)



Web site: [www.sabcable.com](http://www.sabcable.com)

# METRIC, PG & NPT THREAD SPIRAL CONNECTORS

Strain relief gland offering maximum protection against conductor fatigue caused by flexing cables.



## TECHNICAL DETAILS:

Material	Polyamide 6
Color	RAL 7001 (Gray) RAL 9005 (Black)
Protection Class	IP 68.5 bar
Temp. Range	-30°C to + 80°C permanent
Oper. Temperature	Up to + 150°C intermittent
Seal	Neoprene

## Metric Thread Spiral Connectors

Metric Size	Part Number Gray	Part Number Black	Thread Diameter (mm)	Thread Diameter (inches)	Thread Length (mm)	Thread Length (inches)	Wrenching Flats (mm)	Wrenching Flats (inches)	Diameter Range (mm)	Diameter Range (inches)
M12x1.5	BMSP-0S	BMSP-2S	12	.473	8	0.315	15	.591	3.0 - 6.5	.118 - .256
M16x1.5	BMSP-01	BMSP-21	16	.630	10	0.394	22	.867	5.0 - 10.0	.197 - .394
M16x1.5	BMSP-01L	BMSP-21L	16	.630	15	0.591	22	.867	5.0 - 10.0	.197 - .394
M20x1.5	BMSP-02	BMSP-22	20	.788	10	0.394	24	.946	6.0 - 12.0	.236 - .473
M20x1.5	BMSP-02L	BMSP-22L	20	.788	15	0.591	24	.946	6.0 - 12.0	.236 - .473
M20x1.5	BMSP-03	BMSP-23	20	.788	10	0.394	27	1.064	10.0 - 14.0	.394 - .552
M20x1.5	BMSP-04	BMSP-24	20	.788	15	0.591	27	1.064	10.0 - 14.0	.394 - .552
M25x1.5	BMSP-05	BMSP-25	25	.985	10	0.394	33	1.300	13.0 - 18.0	.512 - .709
M32x1.5	BMSP-06	BMSP-26	32	1.261	15	0.591	33	1.300	13.0 - 18.0	.512 - .709

## PG Thread Spiral Connectors

Pg Metric Size	Part Number Gray	Part Number Black	Thread Diameter (mm)	Thread Diameter (inches)	Thread Length (mm)	Thread Length (inches)	Wrenching Flats (mm)	Wrenching Flats (inches)	Diameter Range (mm)	Diameter Range (inches)
Pg 7	BSSP-01	BSSP-21	13	.512	8	.315	15	.591	3.0 - 6.5	.118 - .256
Pg 9	BSSP-02	BSSP-22	16	.630	8	.315	19	.749	4.0 - 8.0	.158 - .315
Pg 11	BSSP-03	BSSP-23	19	.749	8	.315	22	.867	5.0 - 10.0	.197 - .394
Pg 13.5	BSSP-04	BSSP-24	21	.827	9	.355	24	.955	6.0 - 12.0	.236 - .473
Pg 16	BSSP-05	BSSP-25	23	.906	10	.394	27	1.064	10.0 - 14.0	.394 - .552
Pg 21	BSSP-06	BSSP-26	29	1.143	11	.433	33	1.300	13.0 - 18.0	.512 - .709

## NPT Thread Spiral Connectors

NPT Size	Part Number Gray	Part Number Black	Thread Length (inches)	Wrenching Flats (inches)	Diameter Range (inches)
NPT 3/8	BNSPA-01	BNSPA-21	.590	.866	.197 - .394
NPT 3/8	BNSPB-01	BNSPB-21	.590	.945	.236 - .472
NPT 1/2	BNSPBA-02	BNSPBA-22	.590	.866	.197 - .394
NPT 1/2	BNSPC-02	BNSPC-22	.590	1.063	.394 - .551
NPT 3/4	BNSPC-03	BNSPC-23	.590	1.063	.394 - .551
NPT 3/4	BNSPD-03	BNSPD-23	.590	1.299	.511 - .709
NPT 1	BNSP-04	BNSP-24	.709	1.654	.709 - .984
NPT 1 1/4	BNSPE-05	BNSPE-25	.709	2.087	1.260 - 1.866

## NPT Thread Spiral with Reducer Bushing

NPT Size	Part Number Gray	Part Number Black	Thread Length (inches)	Wrenching Flats (inches)	Diameter Range (inches)
NPT 3/8	BNSPA-01R	BNSPA-21R	.590	.866	.118 - .276
NPT 3/8	BNSPB-01R	BNSPB-21R	.590	.945	.197 - .354
NPT 1/2	BNSPBA-02R	BNSPBA-22R	.590	.866	.118 - .276
NPT 1/2	BNSPC-02R	BNSPC-22R	.590	1.063	.276 - .472
NPT 3/4	BNSPC-03R	BNSPC-23R	.590	1.063	.276 - .472
NPT 3/4	BNSPD-03R	BNSPD-23R	.590	1.299	.354 - .630
NPT 1	BNSP-04R	BNSP-24R	.709	1.654	.472 - .787
NPT 1 1/4	BNSPE-05R	BNSPE-25R	.709	2.087	1.024 - 1.787

Various colors, materials and sizes available upon request.

E-mail: [info@sabcable.com](mailto:info@sabcable.com)



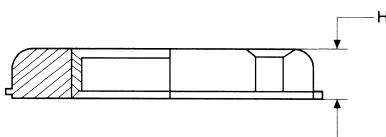
Web site: [www.sabcable.com](http://www.sabcable.com)

# METRIC, PG & NPT LOCK NUTS

*Hexagonal Lock Nuts of polyamide, glass fibre reinforced.*

## TECHNICAL DETAILS:

<b>Material</b>	Polyamide 6, 30% glass fiber reinforced
<b>Color</b>	RAL 7001 (Gray) RAL 9005 (Black)



## Metric Thread Lock Nuts

Metric Size	Part Number Gray	Part Number Black	Locknut Thickness (mm)	Wrenching Flats (mm)	Wrenching Flats (inches)
M12 x 1.5	BML-0S	BML-2S	5	18	.709
M16 x 1.5	BML-01	BML-21	5	22	.866
M20 x 1.5	BML-02	BML-22	6	26	1.024
M25 x 1.5	BML-03	BML-23	6	32	1.260
M32 x 1.5	BML-04	BML-24	7	41	1.615
M40 x 1.5	BML-05	BML-25	7	50	1.970
M50 x 1.5	BML-06	BML-26	8	60	2.364
M63 x 1.5	BML-07	BML-27	8	75	2.955

## PG Thread Lock Nuts

Pg Metric Size	Part Number Gray	Part Number Black	Locknut Thickness (mm)	Locknut Thickness (inches)	Wrenching Flats (mm)	Wrenching Flats (inches)
Pg 7	BL-01	BL-21	5	.197	19	.749
Pg 9	BL-02	BL-22	5	.197	22	.867
Pg 11	BL-03	BL-23	5	.197	24	.946
Pg 13, 5	BL-04	BL-24	6	.2364	27	1.064
Pg 16	BL-05	BL-25	6	.2364	30	1.182
Pg 21	BL-06	BL-26	7	.2758	36	1.418
Pg 29	BL-07	BL-27	7	.2758	46	1.812
Pg 36	BL-08	BL-28	8	.3152	60	2.364
Pg 42	BL-09	BL-29	8	.3152	65	2.561
Pg 48	BL-10	BL-30	8	.3152	70	2.758

## NPT Thread Lock Nuts

NPT Size	Part Number Gray	Part Number Black	Locknut Thickness (mm)	Locknut Thickness (inches)	Wrenching Flats (mm)	Wrenching Flats (inches)
NPT 3/8	BPL-01	BPL-21	5	.197	22	.866
NPT 1/2	BPL-02	BPL-22	5	.197	27	1.064
NPT 3/4	BPL-03	BPL-23	5	.197	33	1.300
NPT 1	BPL-0	BPL-24	6	.236	47	1.852

Various colors, materials and sizes available upon request.


E-mail: [info@sabcable.com](mailto:info@sabcable.com)



Web site: [www.sabcable.com](http://www.sabcable.com)

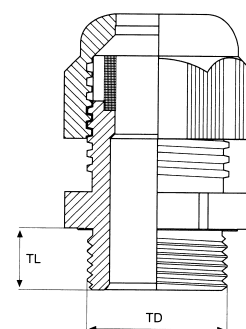
# STANDARD SERIES METRIC THREAD CABLE GLANDS

The latest technology suitable for the highest demands, water tight, offering excellent strain relief.



## TECHNICAL DETAILS:

<b>Material</b>	Brass, Nickel Plated
<b>Sealing Ring</b>	Neoprene
<b>Protection Class</b>	IP 68
<b>Temp. Range</b>	-40°C to + 100°C
<b>Clamping Insert</b>	Polyamide 6
<b>O Ring</b>	NBR



## Metric Thread Strain Relief Brass Nickel Plated

Metric Size	Part Number	Thread Diameter (mm)	Thread Length (mm)	Wrenching Flats Body (mm)	Wrenching Flats Cap (mm)	Diameter Range (mm)	Diameter Range (inches)
M12 X 1.5	BMBC-0S	12	6.0	14	14	3.0 - 6.5	.118 - .256
M16 X 1.5	BMBC-01	16	7.0	18	17	4.0 - 6.0	.157 - .236
M20 X 1.5	BMBC-02	20	8.0	22	22	6.0 - 12.0	.236 - .473
M25 X 1.5	BMBC-03	25	8.0	27	24	10.0 - 14.0	.394 - .552
M32 X 1.5	BMBC-04	32	9.0	34	30	13.0 - 18.0	.512 - .709
M40 X 1.5	BMBC-05	40	9.0	43	40	18.0 - 25.0	.709 - .985
M50 X 1.5	BMBC-06	50	9.0	55	50	22.0 - 32.0	.867 - 1.260
M63 X 1.5	BMBC-07	63	14.0	68	64	34.0 - 44.0	1.339 - 1.733

## Metric Thread Strain Relief Brass Nickel Plated with Long Thread

Metric Size	Part Number	Thread Diameter (mm)	Thread Length (mm)	Wrenching Flats Body (mm)	Wrenching Flats Cap (mm)	Diameter Range (mm)	Diameter Range (inches)
M12 X 1.5	BMBE-0S	12	12.0	14	14	3.0 - 6.5	.118 - .256
M16 X 1.5	BMBE-01	16	12.0	18	17	4.0 - 6.0	.157 - .236
M20 X 1.5	BMBE-02	20	12.0	22	22	6.0 - 12.0	.236 - .473
M25 X 1.5	BMBE-03	25	12.0	27	24	10.0 - 14.0	.394 - .552
M32 X 1.5	BMBE-04	32	15.0	34	30	13.0 - 18.0	.512 - .709
M40 X 1.5	BMBE-05	20	15.0	43	40	18.0 - 25.0	.709 - .985
M50 X 1.5	BMBE-06	25	15.0	55	50	22.0 - 32.0	.867 - 1.260
M63 X 1.5	BMBE-07	32	18.0	68	64	34.0 - 44.0	1.339 - 1.733

Various colors, materials and sizes available upon request.

E-mail: [info@sabcable.com](mailto:info@sabcable.com)



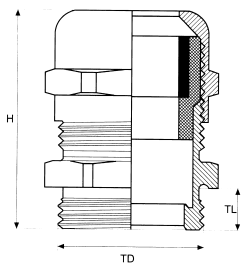
Web site: [www.sabcable.com](http://www.sabcable.com)

# STANDARD SERIES PG & NPT THREAD CABLE GLANDS

The latest technology suitable for the highest demands, water tight, offering excellent strain relief.

## TECHNICAL DETAILS:

<b>Material</b>	Brass, Nickel Plated
<b>Sealing Ring</b>	Neoprene
<b>Protection Class</b>	IP 68
<b>Temp. Range</b>	-40°C to + 100°C
<b>Clamping Insert</b>	Polyamide 6
<b>O Ring</b>	NBR



## PG Thread Strain Relief Brass Nickel Plated

PG Metric Size	Part Number	Thread Diameter (mm)	Thread Length (mm)	Wrenching Flats (mm)	Diameter Range (mm)	Diameter Range (inches)
PG 7	BSBC-01	13	6.0	14	3.0 - 6.5	.118 - .256
PG 9	BSBC-02	16	6.0	17	4.0 - 8.0	.157 - .315
PG 11	BSBC-03	19	6.0	20	5.0 - 10.0	.197 - .394
PG 13.5	BSBC-04	21	6.5	22	6.0 - 12.0	.236 - .472
PG 16	BSBC-05	23	6.5	24	10.0 - 14.0	.394 - .551
PG 21	BSBC-06	29	7.2	30	13.0 - 18.0	.512 - .709
PG 29	BSBC-07	37	8.0	40	18.0 - 25.0	.709 - .985
PG 36	BSBC-08	47	9.0	50	22.0 - 32.0	.867 - 1.260
PG 42	BSBC-09	54	12.0	58	30.0 - 38.0	1.182 - 1.497
PG48	BSBC-10	59	14.0	64	34.0 - 44.0	1.340 - 1.733

## PG Thread Strain Relief Brass Nickel Plated with Long Thread

PG Metric Size	Part Number	Thread Diameter (mm)	Thread Length (mm)	Wrenching Flats (mm)	Diameter Range (mm)	Diameter Range (inches)
PG 7	BSBE-01	13	10.0	14	3.0 - 6.5	.118 - .256
PG 9	BSBE-02	16	10.0	17	4.0 - 8.0	.157 - .315
PG 11	BSBE-03	19	10.0	20	5.0 - 10.0	.197 - .394
PG 13.5	BSBE-04	21	10.0	22	6.0 - 12.0	.236 - .473
PG 16	BSBE-05	23	10.0	24	10.0 - 14.0	.394 - .552
PG 21	BSBE-06	29	12.0	30	13.0 - 18.0	.512 - .709
PG 29	BSBE-07	37	12.0	40	18.0 - 25.0	.709 - .985
PG 36	BSBE-08	47	14.0	50	22.0 - 32.0	.867 - 1.260
PG 42	BSBE-09	54	16.0	58	30.0 - 38.0	1.182 - 1.497
PG 48	BSBE-10	59	18.0	64	34.0 - 44.0	1.339 - 1.733

## NPT Thread Strain Relief Brass Nickel Plated

NPT Size	Part Number	Thread Diameter (mm)	Thread Length (mm)	Wrenching Flats (mm)	Diameter Range (mm)	Diameter Range (inches)
3/8	BNBC-01	16.0	15.0	17	4.0 - 8.0	.157 - .315
1/2	BNBC-02	21.0	13.0	22	6.0 - 12.0	.236 - .473
3/4	BNBC-03	29.0	13.0	30	13.0 - 18.0	.512 - .709

Various colors, materials and sizes available upon request.

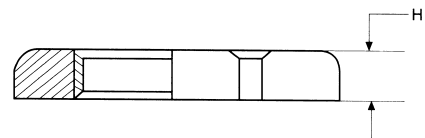
E-mail: [info@sabcable.com](mailto:info@sabcable.com)



Web site: [www.sabcable.com](http://www.sabcable.com)

# METRIC AND PG THREAD LOCK NUTS

Hexagonal Lock Nuts of nickel plated brass according to DIN 46320



## TECHNICAL DETAILS:

**Material** Brass, Nickel Plated

## PG Thread Lock Nuts

PG Metric Size	Part Number	Locknut Thickness (mm)	Wrenching Flats (mm)	Wrenching Flats (inches)
PG 7	BSL-01	2.8	15	.591
PG 9	BSL-02	2.8	18	.709
PG 11	BSL-03	3.0	21	.827
PG 13.5	BSL-04	3.0	23	.906
PG 16	BSL-05	3.0	26	1.024
PG 21	BSL-06	3.5	32	1.260
PG 29	BSL-07	4.0	41	1.610
PG 36	BSL-08	5.0	51	2.00
PG42	BSL-09	5.0	60	2.364
PG48	BSL-10	5.5	64	2.521

## Metric Lock Nuts

Metric Size	Metric Part Number	Locknut Thickness (mm)	Wrenching Flats (mm)	Wrenching Flats (inches)
M12 X 1.5	BMBL-01	2.8	15	.591
M16 X 1.5	BMBL-02	3.0	19	.748
M20 X 1.5	BMBL-03	3.5	24	.945
M25 X 1.5	BMBL-04	4.0	30	1.182
M32 X 1.5	BMBL-05	5.0	36	1.418
M40 X 1.5	BMBL-06	5.0	46	1.812
M50 X 1.5	BMBL-07	5.0	60	1.970
M63 X 1.5	BMBL-08	5.0	70	2.758

Various colors, materials and sizes available upon request.

E-mail: [info@sabcable.com](mailto:info@sabcable.com)



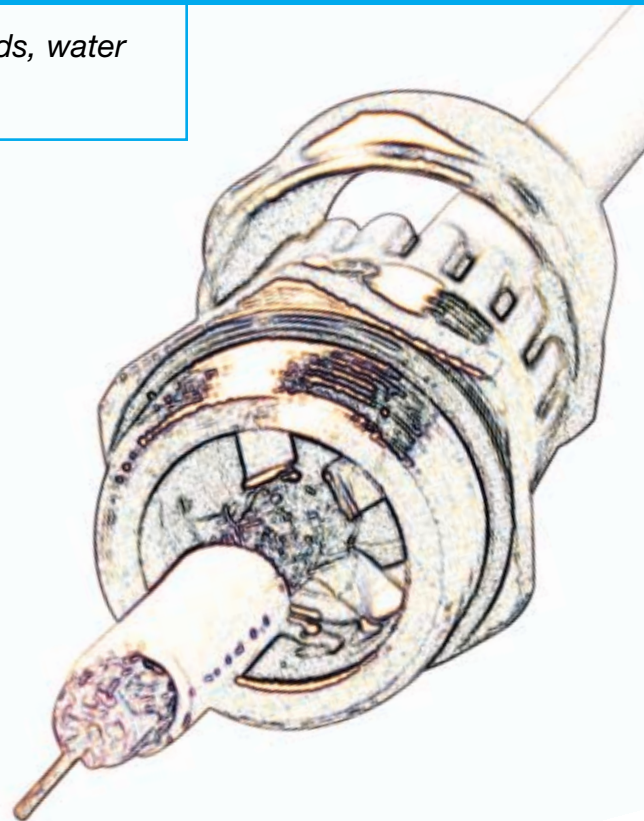
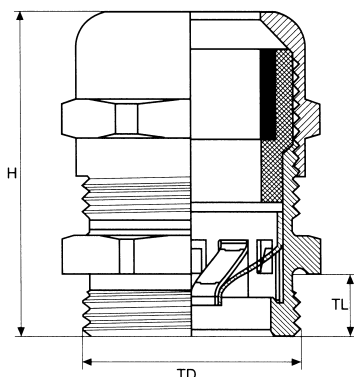
Web site: [www.sabcable.com](http://www.sabcable.com)

# EMC CABLE GLANDS METRIC

The latest technology suitable for the highest demands, water tight, offering excellent strain relief.

## TECHNICAL DETAILS:

Material	Brass, Nickel Plated
<b>Clamping Insert</b>	Polyamide 6
<b>Sealing</b>	Neoprene
<b>O Ring</b>	NBR
<b>Protection Class</b>	IP 68
<b>Temp. Range</b>	-40°C to + 100°C



## Metric EMC Grounding Cord Connectors

Metric Size	Part Number	Thread Diameter mm	Thread Diameter inches	Min. Shield Diameter mm	Cap Diameter mm	Body Diameter mm	Diameter Range mm	Diameter Range inches
M12X1.5	BMEM-0S	12	6.0	2.5	14	14	3.0 - 6.5	.118 - .256
M16X1.5	BMEM-01	16	7.0	3.0	17	18	4.0 - 8.0	.158 - .315
M20X1.5	BMEM-02	20	8.0	5.0	22	22	6.0 - 12.0	.197 - .394
M25X1.5	BMEM-03	25	8.0	8.0	24	27	10.0 - 14.0	.236 - .473
M32X1.5	BMEM-04	32	9.0	11.0	30	34	13.0 - 18.0	.512 - .709
M40X1.5	BMEM-05	40	9.0	16.0	40	43	18.0 - 25.0	.709 - .985
M50X1.5	BMEM-06	50	9.0	19.0	50	55	22.0 - 32.0	.867 - 1.261
M63X1.5	BMEM-07	63	14.0	30.0	64	68	34.0 - 44.0	1.340 - 1.734

## Metric EMC With Long Thread

Metric Size	Part Number	Thread Diameter mm	Thread Diameter inches	Min. Shield Diameter mm	Cap Diameter mm	Body Diameter mm	Diameter Range mm	Diameter Range inches
M12X1.5	BMEN-0S	12	12.0	2.5	14	14	3.0 - 6.5	.118 - .256
M16X1.5	BMEN-01	16	12.0	3.0	17	18	4.0 - 8.0	.158 - .315
M20X1.5	BMEN-02	20	12.0	5.0	22	22	6.0 - 12.0	.197 - .394
M25X1.5	BMEN-03	25	12.0	8.0	24	27	10.0 - 14.0	.236 - .473
M32X1.5	BMEN-04	32	15.0	11.0	30	34	13.0 - 18.0	.512 - .709
M40X1.5	BMEN-05	40	15.0	16.0	40	43	16.0 - 25.0	.630 - .985
M50X1.5	BMEN-06	50	15.0	19.0	50	55	55.0 - 32.0	1.261 - 1.261
M63X1.5	BMEN-07	63	18.0	30.0	64	68	34.0 - 44.0	1.340 - 1.734

Various colors, materials and sizes available upon request.

E-mail: [info@sabcable.com](mailto:info@sabcable.com)



Web site: [www.sabcable.com](http://www.sabcable.com)

# EMC CABLE GLANDS PG & NPT THREAD

## PG EMC Grounding Cord Connectors

PG Metric Size	Part Number	Thread Diameter mm	Thread Length mm	Min. Shield Di mm	Wrenching Flats mm	Diameter Range mm	Diameter Range inches
PG 7	BSEM-01	13	6.0	2.5	14	3.0 - 6.5	.118-.256
PG 9	BSEM-02	16	6.0	3.0	17	4.0 - 8.0	.157-.315
PG 11	BSEM-03	19	6.5	4.0	20	5.0 - 10.0	.197-.398
PG 13.5	BSEM-04	21	6.5	5.0	22	6.0 - 12.0	.236-.473
PG 16	BSEM-05	23	6.0	8.0	24	10.0 - 14.0	.394-.551
PG 21	BSEM-06	29	7.5	11.0	30	13.0 - 18.0	.512-.709
PG 29	BSEM-07	37	8.0	16.0	40	18.0 - 25.0	.709-.985
PG 36	BSEM-08	47	9.0	19.0	50	22.0 - 32.0	.867-1.260
PG 42	BSEM-09	54	12.0	27.0	56	30.0 - 38.0	1.182-1.497
PG 48	BSEM-10	59	14.0	30.0	64	34.0 - 44.0	1.339-1.733

## NPT EMC Grounding Cord Connectors

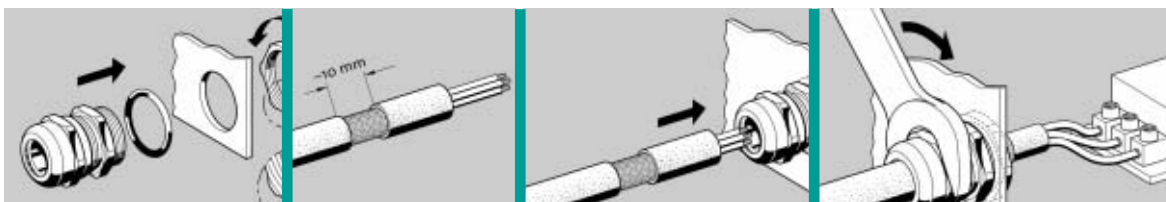
NPT Size	Part Number	Thread Diameter mm	Thread Diameter inches	Thread Length mm	Thread Length inches	Wrenching Flats mm	Wrenching Flats inches	Diameter Range mm	Diameter Range inches
NPT 3/8	BNEM-01	16	0.630	15	.591	17	.670	4.0 - 8.0	.157 - .315
NPT 1/2	BNEM-02	21	0.827	13	.512	22	.867	6.0 - 12.0	.236 - .473
NPT 3/4	BNEM-03	29	1.143	13	.512	30	1.182	13.0 - 16.0	.512 - .709

Various colors, materials and sizes available upon request.

## EMC Cable Glands

The EMC Cable Gland combines several advantages in one product. First of all, you get the same clamping range as with the normal brass gland. The protection class is IP 68. In order to get a low impedance electrical contact between the body and the cable braiding the gland does not have to be opened. Next, the shielding for electromagnetic purposes will be perfect by just tightening the gland. This high tech gland consists of body plastic inlet, EMC spring and neoprene seal. It is delivered in a ready to use assembly.

Applying the EMC Cable Gland is very easy: to get a perfect shielding you just have to remove the outer sheath of the shielded cable by approximately 5 to 10 mm. This is enough to enable the fingers of a special spring inside the gland to contact the braiding by just inserting the cable into the gland. This spring will also adapt different outer diameters of the braiding according to the clamping range of the gland. As the plastic inlet of the gland is as long as the gland itself there will be no chance for an electrical shortcut between the body and the single cores of the cable.



*Tighten the cable gland to the housing.*

*Remove outer sheath of shielded cable.*

*Insert cable until EMC spring.*

*Lock and tight the cap.*

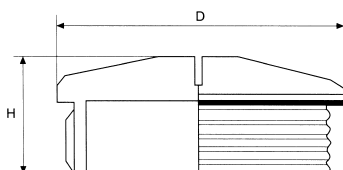
Just tightening the cap of the gland will have three different effects: the cable will be centered in the middle of the gland, the neoprene sealing will guarantee the IP 68 protection and the design of the cap will give the appropriate strain relief. All is done by just one turn of the glands cap. Even uninstalling the cable is easy: by opening the gland's cap you can pull off the cable together with the gland's insert, which can then be removed easily.

# PG AND METRIC BLIND STOP

Impact resistant, made of polyamide 6.

## TECHNICAL DETAILS:

<b>Material</b>	Polyamide 6
<b>Color</b>	RAL 7001 (Gray) RAL 9005 (Black)



## PG Blind Stop

PG Metric Size	Color Gray	Color Black	Height (mm)	Depth (mm)
PG 7	BBS-01	BBS-21	8.0	15
PG 9	BBS-02	BBS-22	9.0	19
PG 11	BBS-03	BBS-23	9.0	22
PG 13.5	BBS-04	BBS-24	9.5	25
PG 16	BBS-05	BBS-25	9.5	27
PG 21	BBS-06	BBS-26	11.0	33
PG 29	BBS-07	BBS-27	12.0	44
PG 36	BBS-08	BBS-28	15.0	55

## Metric Blind Stop

PG Metric Size	Color Gray	Color Black	Height (mm)	Depth (mm)
M12X1.5	BMBS-0S	BMBS-2S	6.0	15
M16X1.5	BMBS-01	BMBS-21	6.0	20
M20X1.5	BMBS-02	BMBS-22	6.0	24
M25X1.5	BMBS-03	BMBS-23	8.0	30
M32X1.5	BMBS-04	BMBS-24	8.0	37
M40X1.5	BMBS-05	BMBS-25	8.0	46
M50X1.5	BMBS-06	BMBS-26	10.0	56
M63X1.5	BMBS-07	BMBS-27	12.0	70


Various colors, materials and sizes available upon request.

E-mail: [info@sabcable.com](mailto:info@sabcable.com)

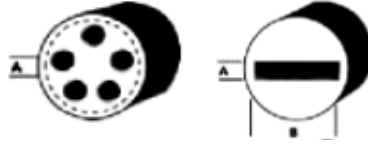


Web site: [www.sabcable.com](http://www.sabcable.com)

# SPECIALTY SEALINGS



*Multihole and flat cable seals.*



## TECHNICAL DETAILS:

<b>Material</b>	NBR or Silicone
<b>Color</b>	Black

## Multihole Seals

Type	Part #	Hole Quantity	Inside Diameter Ø mm
PG 9/M12	MS-02A	2	3.0
PG 9/M12	MS-02B	3	2.0
PG 9/M12	MS-02C	4	2.0
PG 9/M12	MS-02D	4	3.0
PG 11/M16	MS-03A	2	4.0
PG 11/M16	MS-03B	2	4.5
PG 11/M16	MS-03C	2	5.0
PG 11/M16	MS-03D	3	4.0
PG 11/M16	MS-03E	3	5.0
PG 13.5/M20	MS-04A	2	6.0
PG 13.5/M20	MS-04B	3	4.0
PG 13.5/M20	MS-04C	3	5.0
PG 16/M20	MS-05A	2	4.0
PG 16/M20	MS-05B	2	6.0
PG 16/M20	MS-05C	3	4.0
PG 16/M20	MS-05D	3	6.0
PG 16/M20	MS-05E	3	6.5
PG 16/M20	MS-05F	4	5.0
PG 16/M20	MS-05G	5	4.0
PG 16/M20	MS-05H	7	1.5
PG 16/M20	MS-05I	5	5.0
PG 21/M25	MS-06A	2	7.0
PG 21/M25	MS-06B	2	8.0
PG 21/M25	MS-06C	2	9.0
PG 21/M25	MS-06D	3	7.0
PG 21/M25	MS-06E	3	8.0
PG 21/M25	MS-06F	4	7.0
PG 21/M25	MS-06G	8	1.5
PG 29/M32	MS-07A	5	8.5
PG 29/M32	MS-07B	6	5.0
PG 29/M32	MS-07C	6	7.5
PG 29/M32	MS-07D	8	5.0

## Flat Seals

Type	Part #	Hole Length (mm)	Hole Width (mm)
PG 21/M25	MSD-06A	19.0	5.8
PG 29/M32	MSD-07A	19.0	5.8
PG 29/M32	MSD-07B	22.0	7.8
PG 36/M40	MSD-08A	19.0	5.8
PG 36/M40	MSD-08B	31.0	11.0
PG 36/M40	MSD-08C	31.0	5.5
PG 48/M63	MSD-10A	43.0	5.5
PG 48/M63	MSD-10B	43.0	11.0
PG 48/M63	MSD-10C	43.0	16.0

Various colors, materials and sizes available upon request.

# CERTIFICATIONS

  
**Certificate of Compliance**

Certificate: 131934  
Project: 131348 Date Issued: August 12, 2002

Issued to: **Tıp Teknik TIBBİ Aletler Sanayi Ve Ticaret A.Ş.**  
Nispetiye Mahallesi  
S.S. Bekir Yi Sanayi Sitesi  
Laylak Cad. No. 17 Beşiktaş, İstanbul  
TURKEY  
Attention: Mr. Yalçın Çelebi

*The products listed below are eligible to bear the CSA Mark shown*



Issued by:   
Product Manager

Authorized by:   
Operations Manager

**PRODUCTS**  
Class 402 60 OUTLET BOXES AND FITTINGS - Switching and Fittings

- Non-metallic used connectors, Series 80, 80L, 80L and 80L, liquid tight in NPT, PT and metric threads, with or without locknuts, for use in such locations (see location only)

**Note:**

- These connectors are certified as components and intended to be used in electrical equipment, where the capability is determined by the end use application.
- These connectors are certified only for use with the applicable cord types and manufacturers recommended wires.
- Locknuts may be added to designs listed here.
- These connectors are available in black (RAL 9005), dark grey (RAL 7001) and light grey (RAL 7001) colors only.

UL 9740 000000

**VDE Prüf- und Zertifizierungsinstitut**

**ZEICHENGENEHMIGUNG  
MARKS LICENCE**

BIMED  
Kablo Elemanları San. ve Tic. A.Ş.  
Halide Edip Adıvar Mah.  
Melikşah Sok. No: 22  
TR-80270 SİSİLİ-İSTANBUL

ist berechtigt, für ihr Produkt /  
is authorized to use for their product  
**Kabelverschraubung für elektrische Installation, metrisch**  
Cable gland for electrical installation, metric

die hier abgebildeten markenrechtlich geschützten Zeichen  
für die ab Blatt 2 aufgeführten Typen zu benutzen /  
the legally protected Marks as shown below for the types referred to on page 2 ff.



Geprüft und zertifiziert nach /  
Tested and certified according to  
**EN 60321-1:2001 (EN 60321-1:2001), EN 60321-1:2002**



Anmeldesch. 202900-1482-0001 / 22491  
File ref.  
Anmeldesch. 134045 Blatt 1  
Licence No. Page  
Diese Anordnung von Marken und Typen /  
this symbols are listed on listing page  
Öffendatum: 2001-09-03  
Datum Änderungsupdate 2002-11-27

**VDE VERBAND DER ELEKTROTECHNISCHEN  
ELEKTRONIK-UNTERNEHMUNGEN e.V.**

Hoffman, West (971) 271-8000  
 Maple, New York (914) 271-8000  
 New York, California (415) 961-8000  
 Newark, Texas (972) 344-1000  
 North Carolina (704) 344-1000  
 Dallas, Washington (202) 271-8000

**Underwriters Laboratories Inc.**

TIP TEKNİK  
TIBBİ ALETLER SANAYİ VE TİCARET A.Ş.  
MIB Y ALI BEKİRER  
SİSİLİ 60  
DOĞU SANAYİ SİTESİ 9  
YENİBOĞAZA  
İSTANBUL, TÜRKİYE

Your most recent listing is shown below. Please review this information and report any inaccuracies to the UL Engineering staff member who handled your UL project.

IC97 Outlet Switches and Fittings	January 5, 1999	E139300
TIP TEKNİK TIBBİ ALETLER SANAYİ VE TİCARET A.Ş. MIB Y ALI BEKİRER SİSİLİ 60 DOĞU SANAYİ SİTESİ 9 YENİBOĞAZA İSTANBUL, TÜRKİYE		

Class Description: Class 402 60, 60321-1:2001, 60321-1:2002, 60321-1:2001-03  
**LOOK FOR LISTING MARK ON PRODUCT**

Replaces E139300 dated December 28, 1998  
UL9740 000000 Underwriters Laboratories Inc. P. Listing

For information on placing an order for UL Listing Cards in a 3 x 5 inch-card format, please refer to the enclosed ordering information.

UNDERWRITERS LABORATORIES INC.  
A not-for-profit organization  
founded in 1896 and  
committed to public safety

**VDE Prüf- und Zertifizierungsinstitut**

**ZEICHENGENEHMIGUNG  
MARKS LICENCE**

BIMED  
Kablo Elemanları San. ve Tic. A.Ş.  
Halide Edip Adıvar Mah.  
Melikşah Sok. No: 22  
TR-80270 SİSİLİ-İSTANBUL

ist berechtigt, für ihr Produkt /  
is authorized to use for their product  
**Kabelverschraubung für elektrische Installation, metrisch**  
Cable gland for electrical installation, metric

die hier abgebildeten markenrechtlich geschützten Zeichen  
für die ab Blatt 2 aufgeführten Typen zu benutzen /  
the legally protected Marks as shown below for the types referred to on page 2 ff.



Geprüft und zertifiziert nach /  
Tested and certified according to  
**EN 60321-1:2001 (EN 60321-1:2001), EN 60321-1:2002**



Anmeldesch. 202900-1482-0001 / 22490  
File ref.  
Anmeldesch. 134170 Blatt 1  
Licence No. Page  
Diese Anordnung von Marken und Typen /  
this symbols are listed on listing page  
Öffendatum: 2001-09-03  
Datum Änderungsupdate 2002-11-27

**VDE VERBAND DER ELEKTROTECHNISCHEN  
ELEKTRONIK-UNTERNEHMUNGEN e.V.**



23 Madison Road, Fairfield, NJ 07004

Toll Free: 866-722-2974 • Tel: 973-276-0500 • Fax: 973-276-1515

E-mail: [info@sabcable.com](mailto:info@sabcable.com) • Web site: [www.sabcable.com](http://www.sabcable.com)