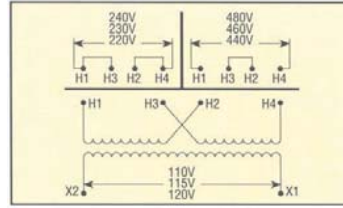
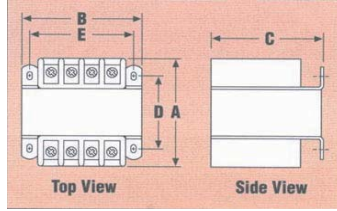


AA In Stock Control Transformers (Typically stocked items denoted by blue text.)



E2 is Micron Transformer's feature-laden New Generation design.

- Fusion-welded coil terminations instead of solder joints
- Eliminates cold solder joint breakage, improves conductivity
- Provides a lead-free RoHS compliant construction

DIMENSIONS: IMPERVITRAN P/N BEGINNING "B"

CONNECTION DIAGRAM: GROUP "A"

All are UL Listed, CSA Certified and 50/60 Hz

CONTROL TRANSFORMERS: GROUP "A"

CATALOG NUMBER	\$ Each	OUTPUT		DIMENSIONS INCHES (MM)								MOUNTING SLOTS		APPROX. WEIGHT			
		VA	AMPS	A		B		C		D		E		IN	MM	LBS	KG
VOLTAGE:																	
PRI: 220x440, 230x460, 240x480																	
SEC: 110/115/120																	
B050BTZ13JK	\$ 42	50	0.43	3 1/8	79	3	76	2 9/16	65	2	51	2 1/2	64	.203 X .460	5 X 12	2.6	1.2
B050BTZ13RB	\$ 52							3 15/16	99								
B075BTZ13JK	\$ 47	75	0.65	3 5/8	92	3	76	2 9/16	65	2 1/2	64	2 1/2	64	.203 X .460	5 X 12	3.5	1.6
B075BTZ13RB	\$ 57							3 15/16	99								
B100BTZ13JK	\$ 52	100	0.87	3 7/16	87	3 3/8	86	2 7/8	73	2 3/8	60	2 13/16	71	.203 X .460	5 X 12	4.2	1.9
B100BTZ13RB	\$ 62							4 1/4	107								
B150BTZ13JKF	\$ 66	150	1.30	3 5/8	92	3 3/4	95	3 3/16	81	2 13/16	71	3 1/8	79	.203 X .460	5 X 12	5.6	2.5
B150BTZ13RBF	\$ 76							4 9/16	115								
B200BTZ13JKF	\$ 76	200	1.74	3 3/4	95	4 1/2	114	3 7/8	99	2 7/16	62	3 3/4	95	.203 X .460	5 X 12	7.0	3.2
B200BTZ13RBF	\$ 86							5 1/4	133								
B250BTZ13JKF	\$ 84	250	2.17	4	102	4 1/2	114	3 7/8	99	2 13/16	71	3 3/4	95	.203 X .460	5 X 12	9.5	4.3
B250BTZ13RBF	\$ 94							5 1/4	133								
B300BTZ13JKF	\$ 93	300	2.61	4 3/8	111	4 1/2	114	3 13/16	97	3 3/16	81	3 3/4	95	.203 X .460	5 X 12	11.0	5.0
B300BTZ13RBF	\$ 103							5 3/16	131								
B350BTZ13JKF	\$ 96	350	3.04	4 3/4	121	4 1/2	114	3 7/8	99	3 3/4	95	3 3/4	95	.203 X .460	5 X 12	12.0	5.5
B350BTZ13RBF	\$ 106							5 1/4	133								
B500BTZ13JKF	\$ 121	500	4.35	5 1/8	130	5 1/4	133	4 1/2	114	3 7/8	99	4 3/8	111	.313 X 1.063	8 X 27	15.0	6.8
B500BTZ13RBF	\$ 131							5 7/8	148								
B750BTZ13JKF	\$ 167	750	6.52	6 5/8	168	5 1/4	133	4 1/2	114	5 3/8	137	4 3/8	111	.313 X 1.063	8 X 27	25.0	11.4
B750BTZ13RBF	\$ 177							5 7/8	148								
B1K0BTZ13JKF	\$ 176	1000	8.70	6 7/16	164	6 3/4	171	5 3/4	146	3 7/8	99	6 1/8	156	.313 X .781	8 X 20	26.5	12.0
B1K0BTZ13RBF	\$ 186							7 1/8	180								
B1K5BTZ13JKH	\$ 246	1500	13.04	7	178	6 3/4	171	5 3/4	146	4 1/4	108	6 1/8	156	.313 X .750	8 X 19	34.0	15.5
B1K5BTZ13RBH	\$ 256							7 1/8	180								
B2K0BTZ13JKH	\$ 286	2000	17.39	8 1/8	207	6 3/4	171	5 3/4	146	5 1/2	140	6 1/8	156	.281 X .562	7 X 14	36.8	16.7
B2K0BTZ13RBH	\$ 296							7 1/8	180								
B3K0BTZ13JXH	\$ 396	3000	26.09	8 1/16	205	9	229	7 1/2	191	5 1/4	133	7 1/2	191	.440 X .910	11 X 23	55.9	25.4
B5K0BTZ13JXH	\$ 676	5000	43.48	10	254	9	229	10 3/16	259	7 3/16	183	7 1/2	191	.440 X .910	11 X 23	84.4	38.3

- Face-on terminal labels with large schematic indicators
- Terminal designations clearly visible
- Indicators aligned with terminal screws

- SEMS screw terminal strips as an integral part of the coil bobbin
- Allows bare wire and terminal connection
- Easily adaptable to slot, Phillips and hex driver tools
- Robust physical support instead of "floating" terminal strips

- Reflective gray nylon coil covers Integral accessory mounting plate on transformer top
- Allows field modification to block-style primary fusing
- Provides mounting platform for additional items

- Standardized mounting plate with angled slots
- Common mounting template across a wide range of VA sizes
- Superior weld for vibration-resistant stability
- Alternate plates available for OEM volumes

- SafeTouch™ IP-20 covers included on catalog models

Prices are for reference only. Call for attractive pricing.

NOTE: RB, RBF, RBH SUFFIX = PRIMARY CL "CC" FUSE BLOCK ATTACHED. DIMENSION "C" CHANGE NOTED. JXH HAS NO PROVISION FOR SECONDARY FUSING.

Distributed by AA ELECTRIC • www.a-aelectric.com

YOUR SINGLE SOURCE for
 • machine control and automation
 • specialty electrical products

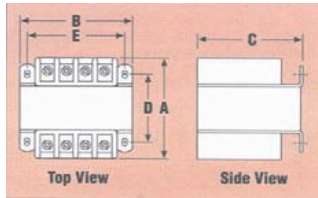


CALL for Application Assistance or Catalogs:

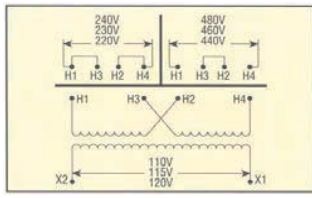
1 - 800 - 237 - 8274

You will automatically reach the nearest office.

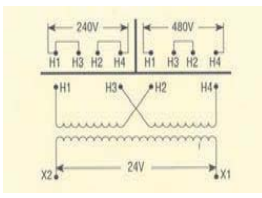
AA In Stock Control Transformers (Typically stocked items denoted by blue text.)



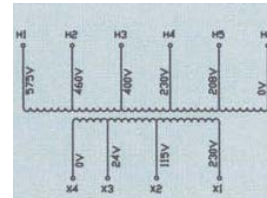
**DIMENSIONS: IMPERVITRAN
P/N BEGINNING "B"**



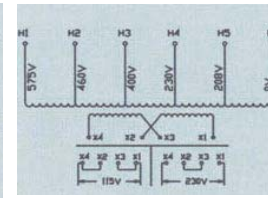
**CONNECTION DIAGRAM:
GROUP "A"**



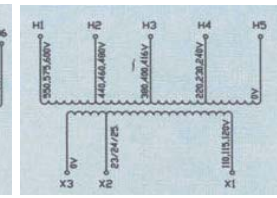
**CONNECTION DIAGRAM:
GROUP "B"**



**CONNECTION DIAGRAM:
GROUP "I"
Through 1 Kva**



**CONNECTION DIAGRAM:
GROUP "T"
Above 1 Kva**



**CONNECTION DIAGRAM:
GROUP "J"**

All meet EN 61558-2-2, are UL Listed, CSA Certified and 50/60 Hz

GLOBALTRAN: GROUP "I" CATALOG NUMBER	\$ Each	OUTPUT		DIMENSIONS INCHES (MM)								MOUNTING SLOTS		APPROX. WEIGHT			
		VA	AMPS	A		B		C		D		E		IN	MM	LBS	KG
VOLTAGE:				IN	MM	IN	MM	IN	MM	IN	MM	IN	MM	IN	MM	LBS	KG
PRI: 208/230/400/460/575																	
SEC: 24*/115/230																	
B250-2263-GAF	\$ 229	250	10.4/2.2/1.1	4 3/4	121	4 1/2	114	4	102	4 3/4	121	3 3/4	95	.203 X .844	5 X 21	14.9	6.7
B300-2264-GAF	\$ 245	300	12.5/2.6/1.3	5 1/4	133	4 1/2	114	4	102	4 3/4	121	3 3/4	95	.203 X .844	5 X 21	17.4	7.9
B350-2265-GAF	\$ 263	350	14.6/3.0/1.5	5 3/8	137	5 1/4	133	4 1/2	114	4 3/8	111	4 3/8	111	.31 X 1.06	8 X 27	17.8	8.1
B500-2266-GAF	\$ 302	500	20.8/4.3/2.2	6 5/8	168	5 1/4	133	4 1/2	114	5 7/8	149	4 3/8	111	.31 X 1.06	8 X 27	26.6	12.0
B750-2267-GAF	\$ 416	750	31.3/6.5/3.3	7 7/16	189	6 3/8	162	6	152	5 1/16	129	5 5/16	135	.31 X 1.25	8 X 32	32.5	14.7
B1K0-2268-GAH	\$ 477	1000	41.7/8.7/4.3	7 3/4	199	6 3/4	171	6 1/4	159	5	127	6 1/8	156	.31 X .91	8 X 23	44.0	19.9
B1K5-2269-GAH	\$ 489	1500	13.04/6.52	7 3/4	199	6 3/4	171	6	152	5	127	6 1/8	156	.31 X .91	8 X 23	45.4	20.5
B2K0-2270-GAH	\$ 577	2000	17.39/8.70	7 5/8	194	9	229	7 5/8	194	4 13/16	122	7 1/2	191	.44 X .91	11 X 23	58.6	26.5
B3K0-2271-GAH	\$ 734	3000	26.09/13.04	8 3/4	222	9	229	7 5/8	194	5 15/16	151	7 1/2	191	.44 X .91	11 X 23	92.9	42.0
B5K0-2272-GAH	\$ 981	5000	43.48/21.74	10 7/16	265	9	229	7 5/8	194	7 5/8	194	7 1/2	191	.44 X .91	11 X 23	127.4	57.6

* 24 AVAILABLE THROUGH 1Kva

All meet EN 61558-2-2, are UL Listed, CSA Certified and 50/60 Hz

GLOBALTRAN: GROUP "A" CATALOG NUMBER	\$ Each	OUTPUT		DIMENSIONS INCHES (MM)								MOUNTING SLOTS		APPROX. WEIGHT			
		VA	AMPS	A		B		C		D		E		IN	MM	LBS	KG
VOLTAGE:				IN	MM	IN	MM	IN	MM	IN	MM	IN	MM	IN	MM	LBS	KG
PRI: 220x440, 230x460, 240x480																	
SEC: 110/115/120																	
B050-2001-GA	\$ 51	50	0.43	3 3/8	86	3	76	3	76	2 7/16	61	2 1/2	64	.203 X .460	5 X 12	3.4	1.6
B075-2002-GA	\$ 56	75	0.65	3 3/8	86	3 3/8	86	3 1/4	83	2 7/16	61	2 13/16	71	.203 X .460	5 X 12	4.8	2.2
B100-2003-GA	\$ 67	100	0.87	3 3/8	86	3 3/4	95	3 1/2	89	2 7/16	61	3 1/8	79	.203 X .460	5 X 12	5.9	2.7
B150-2004-GAF	\$ 80	150	1.30	3 3/4	95	4 1/2	114	4	102	2 7/16	61	3 3/4	95	.203 X .460	5 X 12	8.5	3.8
B200-2005-GAF	\$ 91	200	1.74	3 3/4	95	4 1/2	114	4	102	2 13/16	71	3 3/4	95	.203 X .460	5 X 12	10.0	4.5
B250-2006-GAF	\$ 114	250	2.17	4	102	4 1/2	114	4	102	3 3/16	81	3 3/4	95	.203 X .460	5 X 12	11.0	5.0
B300-2007-GAF	\$ 122	300	2.61	4 3/8	111	4 1/2	114	4	102	3 3/4	95	3 3/4	95	.203 X .460	5 X 12	13.0	5.9
B350-2008-GAF	\$ 137	350	3.04	4 7/8	124	5 1/4	133	4 1/2	114	3 3/8	86	4 3/8	111	.313 X 1.06	8 X 27	15.0	6.8
B500-2009-GAF	\$ 151	500	4.35	5 1/8	130	5 1/4	133	4 1/2	114	4 3/8	111	4 3/8	111	.313 X 1.06	8 X 27	20.0	9.0
B750-2010-GAF	\$ 218	750	6.52	7	178	5 1/4	133	4 1/2	114	5 7/8	149	4 3/8	111	.313 X 1.06	8 X 27	29.8	13.5
B1K0-2008-GAH	\$ 282	1000	8.70	6 5/8	168	6 3/8	162	5 1/2	140	3 3/4	95	5 5/16	135	.313 X 1.25	8 X 31	35.0	15.8
B1K5-2009-GAH	\$ 390	1500	13.04	7 5/16	186	6 3/4	172	6	152	5	127	6 1/8	156	.313 X .906	8 X 23	40.0	18.1
B2K0-2010-GAH	\$ 427	2000	17.39	8 1/8	203	6 3/4	172	6	152	5 1/4	133	6 1/8	156	.281 X .562	7 X 25	45.0	20.4
B3K0-2011-GAH	\$ 631	3000	26.09	8 1/16	202	9	225	8	200	5 1/4	133	7 1/2	191	.440 X .910	11 X 23	65.2	29.5
B5K0-2012-GAH	\$ 905	5000	45.45	10	250	9	225	8	200	7 3/16	183	7 1/2	191	.440 X .910	11 X 23	104.8	47.42

Prices are for reference only. Call for attractive pricing.

Globaltran Accessories:
A full line of primary and secondary fusing accessories are available. Contact AA Electric for specific pricing.

Distributed by AA ELECTRIC • www.a-aelectric.com

YOUR SINGLE SOURCE for
• machine control and automation
• specialty electrical products



CALL for Application Assistance or Catalogs:

1-800-237-8274

You will automatically reach the nearest office.