



7DT-2CH

7-Day Timer

- Daily, Weekly Program in One Device
- Automatic Conversion Summer/Winter
- 2-Outputs, DIN Rail Mounting

Functions

The ATC 7DT-2CH DIN Rail Timer is ideally suited for timing applications needing a daily or weekly schedule. The clear LCD display provides visible indication of output, mode, day and time. With two independent channels and 16A contacts, the powerful 7DT-2CH delivers high accuracy in a convenient DIN Rail mounting package.

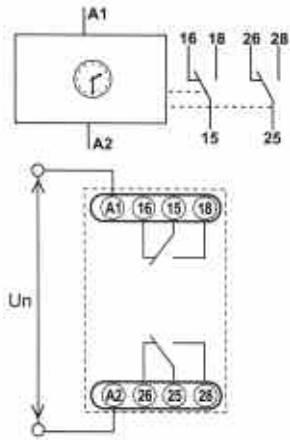
Two Channel version 7DT-2CH

- Daily, weekly program in one device
- Two independent channels of control
- Automatic conversion summer / winter time
- Switching: according to the program (AUTO)/or manually
- High accuracy of timing due to special calibration
- Easy programming via 4 keys, clear LCD display, min. interval 1 sec.



| SPECIFICATIONS | | OTHER INFORMATION | |
|---------------------------|------------------------------|-----------------------|--|
| Supply Terminals | A1-A2 | Operating Temperature | -20 to +60°C (-4 to 140°F) |
| Supply Voltage | AC/DC 12–240 V (AC 50–60 Hz) | Storage Temperature | -30 to +70°C (-22 to 158°F) |
| Consumption | AC 0.5–2 VA / DC 0.4–2 W | Electrical Strength | 4kV (supply-output) |
| Supply Voltage Tolerance | -15%; +10% | Operating Position | any |
| Summer/Winter Time | automatic | Mounting | DIN Rail EN 60715 |
| OUTPUT | | Protection Degree | IP 20 |
| Contacts | 2–SPDT | Max. Cable Size | Without Cavern: Max. 2x1.5mm ² , 2x2.5mm ² |
| Rated Current | 16A AC | | With Cavern: Max. 2x1.5mm ² , 1x2.5mm ² |
| Inrush Current | 30 A / <3 sec | Dimensions | 90 x 35.6 x 64 mm (3.543" x 1.402" X 2.520") |
| Switch Voltage | 250 VAC / 24 VDC | Weight | 130g (4.586 OZ) |
| Min. Breaking Capacity DC | 500 mW | Standards | EN 61812-1, EN 61010-1 |
| Mechanical Life | >3x10 ⁷ | PROGRAM CIRCUIT | |
| TIME CIRCUIT | | Program | Daily, Weekly |
| Power Back-Up | 3 years | Data Readout | LCD Display |
| Accuracy | Max. ± 1s/day at 20°C | | |
| Minimum Interval | 1 sec | | |
| Data Stored for | 10 years min. | | |

Connection



Operation

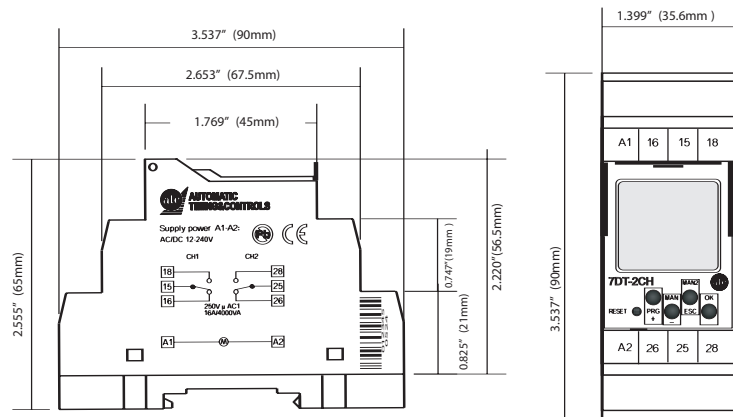

DISPLAY DESCRIPTION

mode choice
output switching
Random switching mode
Manual switching mode



shows the day in the week
indication of the pulse/
cyclic output
indication (2nd channel)
AM / PM
shows summer/winter mode
indication of closed output
in the hourly sequences
during the day

Dimensions (mm)



Ordering Information

Digital Timer

7DT-2CH



Marsh Bellofram Group of Companies
8019 Ohio River Blvd, Newell, WV 26050
304.387.1200 800.727.5646
www.automatictiming.com